



Proud Sponsor of Western Oregon University Athletics

What Maps brings to the Mid-Valley:

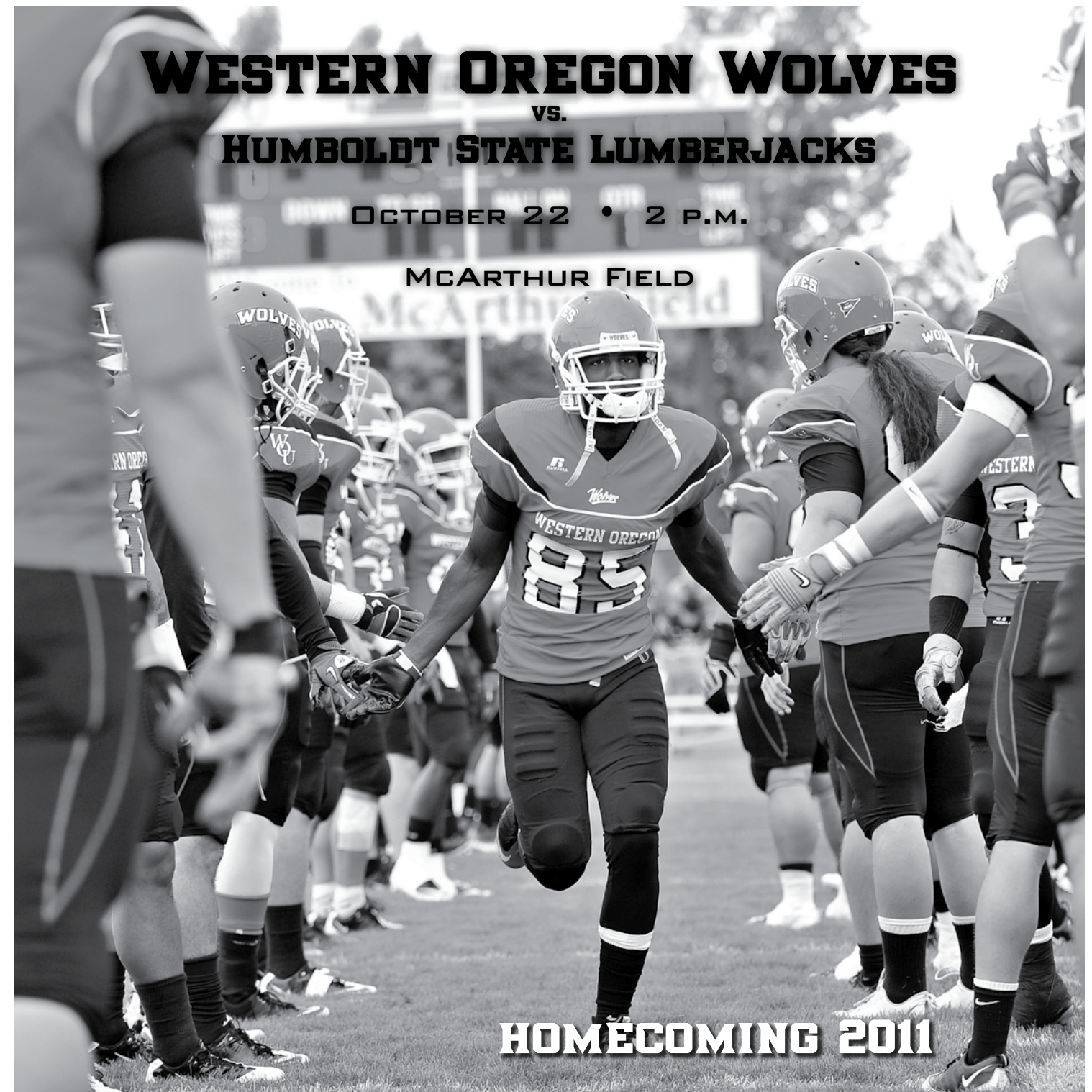

- Exceptional financial products for people and businesses
- Knowledgeable staff and amazing member service
- Support for K-12 and higher education
- Sponsorships that provide pathways to learning and financial success

maps
CREDIT UNION

Navigating life. **Together.**

Monmouth Branch

163 N. Knox St., Monmouth
503.838.2224 or 800.688.0181
mapscu.com • maps@mapscu.com



INSIDE:

- Game notes
- Individual player photos
- Wolves coaching staff
- 2- Deep

- WOU numerical roster
- HSU numerical roster
- Record book
- WOU athletic schedules



Parking for home games

The following information is for those who will be coming to the game and to the tailgating areas:

Lot P (Stadium Dr.): This is the general tailgating area. Alcoholic beverages are permitted in this area. *Anyone possessing or consuming any alcoholic beverage must be 21 years of age or older.* Officers will be making walk-thrus of the area and will check ID's if they feel it is necessary.

Lot F (OPE/Tennis Courts area): This lot is for general parking. There is **NO** alcoholic beverage consumption or possession permitted in this lot.

Lot R (south end of the stadium off Jackson St.) This lot is for general parking. There is **NO** alcoholic beverage consumption or possession permitted in this lot.

Lot G (Stadium): This lot is now a special reserved permit lot. Persons using this lot have purchased spaces for parking and tailgating within the lot area. As in Lot P *anyone possessing or consuming any alcoholic beverage must be 21 years of age or older.* Parking in the lot with vehicles is by special reserved permit only. Officers will also be walking through the area checking ID's as necessary.

•••••

GO WOLVES!



It does good things™

www.wouwolves.com

Western Oregon athletic information can be found on the internet at www.wouwolves.com. Radio and video streamed broadcasts of WOU football games can be heard live on the site, while WOU fans also have access to news stories, press releases, polls, statistics, alum notes, photos, schedules and much, much more.

OPPONENT	GAMES	W	L	T	PF	PA
SERIES STANDINGS						
Abilene Christian	1	0	1	0	35	51
Albany Ore.	16	11	5	0	219	145
Albertson Idaho	1	0	1	0	7	31
Angelo State (Texas)	1	0	1	0	0	32
Azusa Pacific (Calif.)	4	3	1	0	129	61
British Columbia	6	3	3	0	132	134
Cal Poly	1	0	1	0	17	24
California Western	1	1	0	0	17	13
CS Chico	8	6	2	0	147	66
CS Northridge	2	0	2	0	56	85
UC Davis	9	0	9	0	167	404
Carson-Newman (Tenn.)	2	0	2	0	27	79
Centralia JC (Wash.)	3	1	1	1	25	12
Central Washington	47	17	30	0	922	1204
Chemawa Indians	4	2	2	0	64	66
Clark JC (Wash.)	1	1	0	0	34	0
Colorado Mines	1	1	0	0	26	12
Columbia JC (Wash.)	3	1	2	0	22	73
Cottage Grove Stars	1	1	0	0	46	0
Dallas HS	2	2	0	0	43	7
Dixie State	9	8	1	0	329	157
Eastern Oregon	63	42	20	1	1706	1017
Eastern Washington	16	9	6	1	357	370
Fort Lewis (Colo.)	2	1	1	0	26	47
Grand Valley State	1	0	1	0	20	44
Grays Harbor JC (Wash.)	1	1	0	0	21	6
George Fox (Ore.)	23	21	2	0	588	102
Humboldt State (Calif.)	31	17	14	0	776	648
Idaho, U. of, Fr.	1	1	0	0	26	7
Independence HS	3	2	1	0	43	12
Lewis & Clark (Ore.)	23	7	16	0	439	555
Lewis-Clark State (Idaho)	1	1	0	0	39	6
Linfield (Ore.)	60	16	42	3	867	1461
Linfield JV (Ore.)	1	1	0	0	7	6
Lower Columbia JC (Wash.)	8	7	1	0	222	72
Mesa State (Colo.)	5	3	2	0	106	115
Montana Tech	2	2	0	0	50	7
Mount Angel HS	1	0	1	0	0	29
Multnomah (Ore.)	1	1	0	0	44	0
Nevada-Las Vegas	1	0	1	0	7	12
Olympic JC (Wash.)	1	0	1	0	7	27
Oregon, U. of	2	0	2	0	6	46
Oregon, U. of, Fr	4	1	2	1	19	43
Oregon State	1	0	1	0	0	37
Oregon State Rooks	4	1	2	1	19	41
Oregon State Supervarsity	1	1	0	0	12	0
Oregon Tech	44	28	14	2	1078	661
Pacific (Calif.)	1	1	0	0	12	0
Pacific (Ore.)	35	18	15	2	756	655
Pacific Lutheran Wash.	9	3	6	0	121	163
Portland, U. of, Fr	2	2	0	0	19	12
Portland State	21	11	9	1	382	321
Puget Sound Wash.	8	5	2	1	195	143
Reed (Ore.)	9	5	4	0	120	73
St. John's Bachelors	3	3	0	0	83	7
St. Martin's (Wash.)	8	5	3	0	179	71
Sacramento State	1	0	1	0	17	31
San Diego	1	1	0	0	34	3
San Francisco, U. of	1	1	0	0	19	0
San Francisco State	1	0	1	0	17	37
Santa Clara (Calif.)	1	0	1	0	24	40
Seattle Cavaliers	3	3	0	0	112	34
Seattle Ramblers	3	0	3	0	25	81
Silverton HS	1	0	0	1	0	0
Simon Fraser BC	24	14	10	0	676	438
South Dakota State	2	0	2	0	13	75
Southern Oregon	74	47	26	1	1650	1302
Southern Utah	2	1	1	0	26	20
Texas A&M-Kingsville	2	2	1	0	58	61
Vancouver Barracks	3	3	0	0	106	7
Western New Mexico	2	2	0	0	73	34
Western Washington	48	20	28	0	995	1072
Whidby Navy	1	1	0	0	39	0
Whitman (Wash.)	6	3	3	0	132	119
Whitworth (Wash.)	15	12	3	0	551	269
Willamette (Ore.)	29	14	14	1	598	597
Willamette JV (Ore.)	1	0	1	0	0	7

2011 opponents in bold

WOLVES CROSS COUNTRY



2011 SCHEDULE

Date	Meet /Host	Site	Time
Sept. 2	Clackamas CC Invite	Oregon City, Ore.	10:30 a.m.
Sept. 17	Sundodger Classic	Seattle, Wash.	11:00 a.m.
Sept. 24	Runners Soul Erik Anderson Invite	Spokane, Wash.	10:45 a.m.
Oct. 8	Rose City Classic	Portland, Ore.	10:00 a.m.
Oct. 22	GNAC Championships	Yakima, Wash.	10:30 a.m.
Nov. 5	NCAA West Regional	Spokane, Wash.	10:30 a.m.
Nov. 19	NCAA Championships	Spokane, Wash.	11:00 a.m.

Head coach: Mike Johnson (ninth season)
 Assistant coaches: Isaac Frederick, Chris Reed, Lacey Meusec
 All times Pacific

Miscellaneous Records

Consecutive Winning Seasons:	11	(1927-37)
Consecutive Losing Seasons:	6	(1988-93)
Total Winning Seasons:	44	
Total Losing Seasons:	28	
Unbeaten Seasons:	3	(1940, 1949, 1951)
Consecutive Wins:	10	(1939-41 and 1950-51)
Consecutive Non-Losing Games:	13	(1948-50 and 1950-51)
Consecutive Losses:	14	(1990-92)
Most Wins, Season:	9	(1949, 1975, 1976, 2007)
Most Losses, Season:	9	(1991, 2004)
Most Shutouts:	7	(1927-includes two ties)
Most Times WOU Shutout:	5	(1925)
Last WOU Shutout:	56-0	@ Dixie State (2011)
Last Time WOU Shutout:	0-19 vs. CWU	(2010)
Most Points Scored, Game	101 vs. St. Martin's	(1934)
Most Points Allowed, Game:	83 vs. Linfield	(1927)
Consecutive Games Scored in:	96	(1995-04)

Coaches' Records

Coach	Years	Sesons/ Games	W	L	T	Pct.
Waldo Zeller	1923	1/4	0	4	0	.000
T.L. Meador	1924-1927	4/28	11	15	2	.393
Larry Wolfe	1928-1934	7/58	41	13	4	.707
Al Cox	1935-1942	8/58	31	26	2	.525
Robert Knox	1946	1/6	2	4	0	.333
Bill McArthur	1947-1954, 1956-1982, 1991	36/310	180	124	6	.596
John Chamberlain	1955	1/8	5	3	0	.625
Dick Arbuckle	1983-1984	2/20	6	12	2	.300
John Vogt	1988-90	3/27	5	22	0	.222
Randy Wegner	1992-94	3/27	13	13	1	.500
Blaine Bennett	1995-00	6/59	27	33	0	.450
Duke Iverson	1985-1987, 2001-04	7/67	34	33	0	.507
Arne Ferguson	2005-11	7/71	43	28	0	.601



Al Cox



Bill McArthur

Year	Won	Lost	Tied	Head Coach
1935	5	4	0	Al Cox
1936	5	4	0	Al Cox
1937	5	2	2	Al Cox
1938	3	7	0	Al Cox
1939	2	5	0	Al Cox
1940	6	0	0	Al Cox
1941	3	1	0	Al Cox
1942	2	3	0	Al Cox
1943-45	No team - WWII			
1946	2	4	0	Robert Knox
1947	2	5	0	Bill McArthur
1948	6	3	1	Bill McArthur
1949	9	0	0	Bill McArthur
1950	6	2	0	Bill McArthur
1951	6	0	1	Bill McArthur
1952	3	3	0	Bill McArthur
1953	4	4	0	Bill McArthur
1954	4	4	0	Bill McArthur
1955	5	3	0	#John Chamberlain
1956	3	4	0	Bill McArthur
1957	5	3	0	Bill McArthur
1958	5	4	0	Bill McArthur
1959	1	7	0	Bill McArthur
1960	3	5	0	Bill McArthur
1961	4	3	1	Bill McArthur
1962	4	4	0	Bill McArthur
1963	3	6	0	Bill McArthur
1964	1	6	0	Bill McArthur
1965	5	3	1	Bill McArthur
1966	6	2	0	Bill McArthur
1967	4	4	0	Bill McArthur
1968	7	2	0	Bill McArthur
1969	6	3	0	Bill McArthur
1970	5	5	0	Bill McArthur
1971	8	2	0	Bill McArthur
1972	6	4	0	Bill McArthur
1973	6	3	0	Bill McArthur
1974	3	4	1	Bill McArthur
1975	9	1	0	Bill McArthur
1976	9	1	0	Bill McArthur
1977	7	2	0	Bill McArthur
1978	8	2	0	Bill McArthur
1979	8	1	1	Bill McArthur
1980	6	3	0	Bill McArthur
1981	5	4	0	Bill McArthur
1982	3	6	0	Bill McArthur
1983	3	7	0	Dick Arbuckle
1984	3	5	2	Dick Arbuckle
1985	8	2	0	Duke Iverson
1986	7	2	0	Duke Iverson
1987	5	4	0	Duke Iverson
1988	3	6	0	John Vogt
1989	1	8	0	John Vogt
1990	1	8	0	John Vogt
1991	0	9	0	Bill McArthur
1992	4	5	0	Randy Wegner
1993	3	5	1	Randy Wegner
1994	6	3	0	Randy Wegner
1995	2	7	0	Blaine Bennett
1996	3	7	0	Blaine Bennett
1997	7	3	0	Blaine Bennett
1998	4	5	0	Blaine Bennett
1999	5	5	0	Blaine Bennett
2000	6	5	0	Blaine Bennett
2001	4	5	0	Duke Iverson
2002	5	5	0	Duke Iverson
2003	4	6	0	Duke Iverson
2004	1	9	0	Duke Iverson
2005	5	6	0	Arne Ferguson
2006	6	4	0	Arne Ferguson
2007	9	2	0	Arne Ferguson
2008	7	4	0	Arne Ferguson
2009	5	5	0	Arne Ferguson
2010	7	4	0	Arne Ferguson
Totals	387	317	11	

GNAC in Super Regional Four

The GNAC competes in Super Regional IV. Also part of Super Regional IV is the MIAA (Mid-America) and Lone Star conferences. Six teams from each of the four regions qualify for the playoffs. "Earned access" berths are awarded to certain conferences which have a team ranked in the Top 10 in their region. With only five members, the GNAC does not receive an earned access berth. Both the Lone Star and MIAA do receive "earned access" berths. Simon Fraser is not eligible to compete the NCAA playoffs.

Wolves are on the air and screen

Western Oregon football fans will have the option this fall to follow the Wolves via the radio or the internet.

The Wolves Radio Network features two radio stations and an internet option, all carrying Western Oregon football games live. On the radio games can be heard on KLOO 1340 AM (Albany) and KOHI 1600 AM (St. Helens). Fans can also listen via the internet at www.wouwolves.com.

*KLOO 1340 AM (Albany)
*KOHI 1600 AM (St. Helens)

Mark and Jerry Gilman will be broadcasting their second season of Wolves football. Mark will handle all play-by-play duties and Jerry will assume the role of color commentator. Mark has served as the announcer for the Salem-Keizer Volcanoes for the past three seasons and has worked 18 years as an announcer for high school football. Both Mark and Jerry are alumni of Western Oregon University.

For the third straight year, all Western Oregon home football games will be available free on the internet via live video stream. The games can be accessed by clicking on the GNAC TV link on home page of www.wouwolves.com or by going to www.pennatlantic.com. The video stream was made possible per an agreement between the Great Northwest Athletic Conference and Penn Athletic Inc., to video stream conference athletic events during the 2011-12 season.



GNAC Sportsmanship Statement

The NCAA and the Great Northwest Athletic Conference promotes good sportsmanship by student-athletes, coaches and spectators. We request your cooperation by supporting the participants and officials in a positive manner. Profanity, racial, sexist or homophobic comments, or other intimidating actions directed at officials, student-athletes, coaches or team representatives will not be tolerated and are grounds for removal from the site of competition. Also, consumption or possession of alcoholic beverages and tobacco products is prohibited.



SHERWIN WILLIAMS



Want to help support Western Oregon student-athletes? Then become a member of the Wolves Club today! The Wolves Club is the official fundraising arm of the Western Oregon Athletic Department.

The primary function of the Western Oregon Wolves Club will be to provide scholarship assistance to all of our student-athletes, with the goal of reaching the GNAC average scholarship level within the next five years. With your support, our programs will compete at the highest level and help our student-athletes become leaders in the classroom and community.

For more information be sure to check out www.wouwolves.com or call 503-838-8449. Thank you for your generous support of Western Oregon Athletics.

GO WOLVES!



The Wolves

Western Oregon (4-3, 4-1 GNAC) sits a half-game back of Humboldt State in the GNAC standings. The Wolves still control their destiny in their search for the first GNAC football title in school history. This is one of two matchups between WOU and HSU over the next four Saturdays. WOU has won both its home games this season, and its last four dating back to last season. WOU ranks second in the GNAC in total offense (363.6) and pass efficiency offense (132.8). The Wolves' defense also leads the league in interceptions (11) and opponent fourth down conversion percentage (25%).

Quarterback Evan Mozzochi sits atop the league with 16 total touchdowns. He is throwing for 232.7 yards per game and completing 57.8 percent of his passes. His 141.4 passing efficiency rank him 31st in Division II. Trevor Gates is pacing the GNAC and ranked eighth in the country with 110.14 receiving yards per game. He has gone over 110 yards in his last four contests. Gates is leading the league with 42 receptions and 771 receiving yards. Royce Spencer is tied for eighth in the GNAC with 21 receptions. Josh McFarland is tied for seventh with three touchdown catches.

Bryce Peila is leading the GNAC and tied for second in Division II with six interceptions. He has returned those six interceptions for 195 yards to lead to league. Peila and Isaiah Buchanan are tied for third in the conference with seven passes defensed. Scotland Foss is third in the conference with 7.7 tackles per game. Foss and Gavin Drake have three sacks apiece to tie for third in the GNAC. As a team WOU ranks second in the conference and 24th in the country with 2.71 sacks per contest.

The kicking combination of Kelly Morgan and Scott Buche has helped lead a strong special teams unit all season long for Western Oregon. Buche is pacing the league and ranked 45th in the country with a punting average of 39.7 yards. Kelly Morgan has hit all 27 of his PAT attempts. Lucas Gonsalves' 10.7 yards per punt return rank him 34th in the country and second in the GNAC. As a unit, the Wolves' rank 21st in Division II with an average of 23.8 yards per kickoff return.

Royce Spencer and Kenny Haynes



OSU Federal
Your Community Credit Union™

MEN'S BASKETBALL

2011-12 SCHEDULE



FOR TICKETS, VISIT WOUWOLVES.COM

Date	Opponent	Site	Time
1/4/2011	Portland State (exhibition)	Portland, Ore.	8 p.m.
GNAC/PacWest Challenge			
11/11/2011	Chaminade	Hilo, Hawaii	2 p.m.
11/12/2011	Hawaii Hilo	Hilo, Hawaii	4:30 p.m.
WOU/Phoenix Inn D2 Shootout			
11/18/2011	Augustana vs. Saint Martin's	Monmouth	5:30 p.m.
11/18/2011	Cal State Eastbay	Monmouth	7:30 p.m.
11/19/2011	Cal State Eastbay vs. Saint Martin's	Monmouth	3:30 p.m.
11/19/2011	Augustana	Monmouth	5:30 p.m.
Capital City Classic			
11/25/2011	Corban	Salem, Ore.	5 p.m.
11/26/2011	Willamette or Montana Tech	Salem, Ore.	TBD
12/1/2011	Central Washington	Ellensburg, Wash.*	7 p.m.
12/3/2011	Northwest Nazarene	Nampa, Idaho*	6 p.m.
12/10/2011	Walla Walla	Monmouth	6 p.m.
12/17/2011	Notre Dame de Namur	Belmont, Calif.	2 p.m.
12/18/2011	Washington State	Pullman, Wash.	TBD
12/29/2011	Seattle Pacific	Monmouth*	7 p.m.
12/31/2011	Montana State Billings	Monmouth*	2 p.m.
1/5/2012	Simon Fraser	Burnaby, B.C.*	7 p.m.
1/7/2012	Western Washington	Bellingham, Wash.*	7 p.m.
1/14/2012	Saint Martin's	Monmouth*	7 p.m.
1/19/2012	Alaska Anchorage	Monmouth*	7 p.m.
1/21/2012	Alaska Fairbanks	Monmouth*	2 p.m.
1/26/2012	Montana State Billings	Billings, Mont.*	6 p.m.
1/28/2012	Seattle Pacific	Seattle, Wash.*	4 p.m.
2/2/2012	Western Washington	Monmouth*	7 p.m.
2/4/2012	Simon Fraser	Monmouth*	2 p.m.
2/11/2012	Saint Martin's	Lacey, Wash.*	7 p.m.
2/16/2012	Alaska Fairbanks	Fairbanks, Alaska*	8 p.m.
2/18/2012	Alaska Anchorage	Anchorage, Alaska*	8 p.m.
2/23/2012	Northwest Nazarene	Monmouth*	7 p.m.
2/25/2012	Central Washington	Monmouth*	2 p.m.
GNAC Tournament			
2/27-3/3/2012	GNAC Playoffs	TBD	TBA
NCAA West Regional			
3/9/2012	NCAA West Regional Tournament	TBD	TBD

Brady Bergeson Head Coach
 Jerod Gibson Head Assistant Coach
 Joe Schaumburg Assistant Coach
 Matt Fischer Assistant Coach

Rushing

Most Attempts

613	Bill Volk, 1992-95
580	Doug Trice, 1970-73
561	Jason Taroli, 1997-01
498	Ben Kuenzi, 2008-09
491	Bob Pennel, 1959-62

Most Net Yards Gained

3172	Bill Volk, 1992-95
2846	Jason Taroli, 1997-01
2557	Doug Trice, 1970-73
2530	Mark Ross, 1975-78
2516	Greg Shewbert, 1974-77

Most Rushing Touchdowns

37	Bill Volk, 1992-95
34	Doug Trice, 1970-73
32	Doug Lulay, 1975-78
28	Mark Ross, 1975-78
25	Greg Shewbert, 1974-77
25	Bob Pennel, 1959-62

Best Average Per Attempt

8.6	Greg Shewbert, 1974-77
6.1	Doug Lulay, 1975-78
5.8	Mark Ross, 1975-78
5.7	Eliot Vinzant, 2005-06
5.2	Bill Volk, 1992-95

Passing

Most Pass Attempts

987	Mark Thorson, 2004-07
895	Denny Bies, 2001-04
837	Brian Traeger, 1993-96
676	Josh Riddell, 2008-2009
667	Bryan Carroll, 1989-92

Most Passes Completed

568	Mark Thorson, 2004-07
496	Brian Traeger, 1993-96
480	Denny Bies, 2001-04
377	Josh Riddell, 2008-2009
362	Josh Riddell, 2009
357	Bryan Carroll, 1989-92

Most Yards Gained Passing

6778	Brian Traeger, 1993-96
6672	Mark Thorson, 2004-07
5649	Denny Bies, 2001-04
5206	Josh Riddell, 2008-2009
4791	Tony Burris, 1985-86
4746	Josh Riddell, 2008-2009

Most Touchdown Passes

60	Mark Thorson, 2004-07
47	Tony Burris, 1985-86
41	Josh Riddell, 2008-2009
38	Brian Traeger, 1993-96
37	Josh Riddell, 2008-2009
35	Denny Bies, 2001-04
35	Bryan Carroll, 1989-92

Best Completion Percent

59.3	Brian Traeger, 1993-96
57.5	Mark Thorson, 2004-07
55.8	Josh Riddell, 2008-2009
55.3	Denny Bies, 2001-03
54.9	Tony Burris, 1985-86

Total Offense

Most Total Yards

7097	Brian Traeger, 1993-96
6542	Mark Thorson, 2004-07
5319	Josh Riddell, 2008-2009
5201	Denny Bies, 2001-04
5135	Tony Burris, 1985-86

Most TD's Responsible For

63	Mark Thorson, 2004-07
56	Doug Lulay, 1975-78
50	Brian Traeger, 1993-96
49	Tony Burris, 1985-86
46	Josh Riddell, 2008-2009
46	Larry Keudell, 1977-80

Receiving

Most Passes Caught

161	Brad Satran, 2000-03
156	Cam Frickey, 1992-96
153	Tyler Knudsen, 2004-06
140	Mike Hinshaw, 2000-03
136	Chris Doran, 1996-99

Most Receiving Yards

3006	Chris Doran, 1996-99
2469	Mike Hinshaw, 2000-03
2263	Brad Satran, 2000-03
2074	Mark Smith, 1975-78
1968	Cam Frickey, 1992-96

Most Touchdown Receptions

32	Chris Doran, 1996-99
27	Mark Smith, 1975-78
24	Mike Hinshaw, 2000-03
19	Kevin Boss, 2003-06
17	Cary Gaylor, 1984-87

Best Average Per Reception

23.7	Wynan Gernhart 1954-57
22.10	Chris Doran, 1996-99
19.5	Mike Peterson, 1994-95
18.91	Andrew Copeland, 1997-00
17.64	Mike Hinshaw, 2000-03
18.01	Justin Ore, 2007-10

All-Purpose Running

Most All-Purpose Yards

5416	Doug Trice, 1970-73
3853	Bill Volk, 1992-95
3711	Mike Hinshaw, 2000-03
3689	Greg Shewbert, 1975-77
3410	Tyler Knudsen, 2004-06

Punting

Most Punts

213	Chris Bentley, 1997-00
178	Lucas Taroli, 2001-03
142	Cory Dickson, 2005, 07-08
144	Scott Buche, 2008-11
122	Scott Albert, 1989-91

Most Yards Punting

8560	Chris Bentley, 1997-00
7376	Lucas Taroli, 2001-03
5351	Scott Buche, 2008-11
5142	Cory Dickson, 2005, 07-08
4457	Scott Albert, 1989-91
3871	Jeff Wood, 1993-94

Best Average Per Punt

41.4	Lucas Taroli, 2001-03
40.19	Chris Bentley, 1997-00
39.1	Jeff Wood, 1993-94
37.2	Scott Buche, 2008-11
36.8	Rob Allen, 1976-77

Kick Returns

Most Kickoff Return Yards

1718	Doug Trice, 1970-73
1390	Tyler Knudsen, 2004-06
1386	Brian Greene, 1990-93
1340	Tom McCartney, 1977-80
1213	Mike Hinshaw, 2000-03

Best Kickoff Return Average


26.6	Brian Greene, 1990-93
24.6	Lucas Gonsalves, 2010-11
24.4	Cliff Walker, 1983-86
23.3	Jon Dowd, 2006-09
22.9	Mike Hinshaw, 2000-03
22.4	Greg Shewbert, 1985-77

Most Punt Return Yards

858	Cliff Walker, 1983-86
591	Brian Greene, 1990-93
474	Tyler Knudsen, 2004-06
451	Lucas Gonsalves, 2010-11
416	Shaun Kauleinamoku, 2006-09

Best Punt Return Average

11.3	Antar Brame, 2002-03
11.2	Greg Shewbert, 1975-77
11.2	Shawn Stanley, 1991-94
11.25	Ivan McCrae, 2002-03
11.1	Cliff Walker, 1983-86



Brian Traeger



Mark Thorson

Scoring

Most Points Scored

253	John Freeman, 1997-00
224	Bill Volk, 1992-95
210	Doug Trice, 1970-73
192	Chris Doran, 1996-99
192	Doug Lulay, 1977-80

Field Goals

Most Field Goals Made

49	John Freeman, 1997-00
30	Andrew Keipplea, 2001-03
27	Bruce Voges, 2004-07
23	Dwight French, 1985-88
22	Kelly Morgan, 2009-11

Extra Points

Most 1-Point PAT's Made

114	John Freeman, 1997-00
108	Tim Rouhier, 1976-79
108	Bruce Voges, 2004-07
106	Dwight French, 1985-88
77	Kelly Morgan, 2009-11

Interceptions

Most Passes Intercepted

21	Jack Flitcraft, 1969-72
17	Jay Milton, 1970-73
16	Dave Sturgis, 1965-68
14	Caleb Singleton, 2007-10
11	Albert Meza, 1998-01
11	Corey Sutton, 1997-99
11	Tim Hundley, 1970-73

Tackles

Most Total Tackles Made

346	Dave Morrill, 1999-02
312	Chris Angel, 1998-01
307	Caleb Singleton, 2007-10
290	Jeremy Williams, 1992-95
290	Tim Hundley, 1970-73
272	Steve Ott, 1994-97

First place showdown

The Western Oregon football team (4-3, 4-1 GNAC) will host No. 15 Humboldt State (6-0, 4-0 GNAC) this Saturday (Oct. 22) at 2:00 p.m. First place in the Great Northwest Athletic Conference will be on the line with WOU trailing HSU by just a half-game coming into the contest. The game will be part of the Homecoming week here at Western Oregon University. This will be the first meeting of the year between the top two teams in the GNAC standings.

A look at Humboldt State

No. 15 Humboldt State is leading Western Oregon in the GNAC standings by a half-game. This will be the third ranked opponent WOU has faced this year. The Lumberjacks have won their first six games this season, including defeating NCAA Division I-AA (FCS) member UC Davis on the road, 23-17. HSU leads the GNAC in total offense (481.8), scoring offense (35.2), total defense (333.5) and scoring defense (18.3). Humboldt State has outscored conference opponents 159-90 through four games and has put up at least 30 points in each matchup.

The Lumberjacks' offense is led by quarterback Mike Proulx and running back Lyndon Rowells. Proulx paces the GNAC in total offense (313.5), passing efficiency (155.0), completion percentage (62.2) and passing touchdowns (13). Rowells is averaging a GNAC-best 132.8 rushing yards per game and 10 touchdowns. Receivers Dirk Dallas and Chris Bolt lead the league in yards per catch and touchdown receptions, with 18.5 and five, respectively.

Recap of previous HSU-WOU game

Western Oregon went to Arcata in week 10 last year and stole the game from HSU 26-24. WOU received a career-high four field goals from Kelly Morgan, including the game-winner coming with 2:55 remaining in the fourth quarter. WOU outrushed HSU 213 to 86 in the game. The Wolves were down 14-6 before scoring 17 unanswered points, which was capped off by a two-yard touchdown run by Cory Bean. HSU then scored 10 straight points to go back on top 24-23 before Morgan's fourth field goal of the game put WOU in front for good at 24-23.



GNAC Standings:

	Conference				All			
	W	L	PF	PA	W	L	PF	PA
Humboldt State	4	0	159	90	6	0	211	110
Western Oregon	4	1	149	86	4	3	204	181
Central Washington	2	3	141	109	2	4	151	130
Dixie State	1	3	125	181	1	6	188	305
Simon Fraser	1	5	131	239	2	5	167	267

Series history

Western Oregon holds a 17-14 lead in the all-time series. These teams split their contests last season with each team winning on the road. Western Oregon has won eight of 12 games against the Lumberjacks under coach Ferguson. This series dates back to 1929.



Cory Bean



Isaiah Buchanan



Bryce Peila

Peila named GNAC Defensive Player of the Week

Western Oregon's junior safety Bryce Peila has been named the GNAC Defensive Player of the Week for the week of Oct. 10-16. Peila had 129 return yards including 90 on two interceptions, 30 on a fumble recovery and nine on a punt return to lead the Wolves to a 34-10 win against Simon Fraser. With WOU leading 20-10 in the fourth quarter, Peila's fumble return set up a 10-yard touchdown run by Kenneth Haynes with 4:54 left. Thirty-eight seconds later, Peila, who also had nine tackles, sealed the win with a 48-yard touchdown interception return. Peila leads the GNAC with six interceptions for 195 yards. The yardage total is a GNAC single-season record, breaking the old mark of 163 by Brandon Kennedy of Central Washington in 2005. Peila has 12 career interceptions for 303 yards, which is 70 shy of Kennedy's career GNAC record. "Peila's two picks were very crucial plays," Western Oregon head football coach Arne Ferguson said. "They really put the game away."



Senior Day approaches

Next week's home game against Dixie State will mark the final home game of the season and Senior Day for 21 members of the Western Oregon football team. The Wolves will honor the seniors prior to the 1:00 p.m. kickoff with the Red Storm.



Scotland Foss

Erik Hochhalter

DVD's for sale through CCTV

Interested getting your own copy of this game? DVDs of this game and all Western Oregon home football games can be purchased through CCTV in Salem by calling 503-588-2288 or by visiting their website at www.CCTVSalem.com.

WOLVES SOCCER



2011 SCHEDULE

Date	Opponent	Site	Time
8/22/2011	Northwest Christian	Monmouth	1 p.m.
9/1/2011	Humboldt State	Arcata, Calif.	1 p.m.
9/3/2011	San Francisco State	San Francisco, Calif.	1 p.m.
9/5/2011	Notre Dame de Namur	Belmont, Calif.	3 p.m.
9/12/2011	Concordia	Monmouth	1 p.m.
9/15/2011	Northwest Nazarene	Monmouth	3 p.m.
9/17/2011	Montana State Billings	Monmouth	11 a.m.
9/22/2011	Central Washington	Ellensburg, Wash.	4 p.m.
9/24/2011	Seattle Pacific	Seattle, Wash.	7:30 p.m.
9/29/2011	Western Washington	Monmouth	3 p.m.
10/1/2011	Simon Fraser	Monmouth	1 p.m.
10/8/2011	Saint Martin's	Lacey, Wash.	3 p.m.
10/13/2011	Montana State Billings	Billings, Mont.	1 p.m.
10/15/2011	Northwest Nazarene	Nampa, Idaho	Noon
10/20/2011	Central Washington	Monmouth	3 p.m.
10/22/2011	Seattle Pacific	Monmouth	11 a.m.
10/27/2011	Simon Fraser	Burnaby, B.C.	7 p.m.
10/29/2011	Western Washington	Bellingham, Wash.	1 p.m.
11/4/2011	Saint Martin's	Monmouth	3 p.m.

Home matches BOLD
 Head Coach: Steve Ancheta
 *Great Northwest Athletic Conference match
 # Exhibition match
 All times Pacific



Rushing

Most Attempts

- 247 Josh Hood, 1996
- 238 David Swopes, 2000
- 217 Doug Trice, 1973
- 203 Jason Taroli, 1999
- 203 Greg Lawrence, 1983

Most Net Rushing Yards

- 1210 Bill Volk, 1994
- 1131 Jason Taroli, 1999
- 1130 Doug Trice, 1973
- 1073 Eliot Vinzant, 2005
- 1046 Eliot Vinzant, 2006

Best Rushing Average

- (50-99 Attempts)
11.5 Greg Shewbert, 1976
- (100-149 Attempts)
7.3 Greg Shewbert, 1977
- (150-199 Attempts)
6.7 Doug Lulay, 1978
- (200+ Attempts)
5.6 Jason Taroli, 1999

Most Rushing Touchdowns

- 16 Larry Keudell, 1979
- 15 Doug Lulay, 1978
- 13 Greg Shewbert, 1977
- 13 Wyman Gernhart, 1957
- 12 Bill Volk, 1993
- 11 Doug Lulay, 1977
- 11 Doug Trice, 1973
- 11 Eliot Vinzant, 2006

Passing

Most Pass Attempts

- 372 Josh Riddell, 2009
- 365 Adam Bledsoe, 2000
- 354 Denny Bies, 2004
- 342 Josh Riddell, 2009
- 339 Mark Thorson, 2005
- 328 Erik Davis, 1999

Most Pass Completions

- 200 Josh Riddell, 2009
- 195 Mark Thorson, 2007
- 186 Mark Thorson, 2005
- 183 Brian Traeger, 1996
- 181 Denny Bies, 2004
- 181 Erik Davis, 1999

Most Passing Yards

- 2776 Josh Riddell, 2008
- 2628 Erik Davis, 1999
- 2605 Brian Traeger, 1996
- 2571 Tony Burris, 1985
- 2342 Mark Thorson, 2006
- 2316 Mark Thorson, 2007

Best Completion Percentage

- (50-99 Attempts)
76.5 Denny Bies, 2003
- (100-199 Attempts)
58.6 Bryan Carroll, 1990
- (200+ Attempts)
62.8 Brian Traeger, 1994

Most Touchdown Passes

- 25 Tony Burris, 1985
- 25 Josh Riddell, 2008
- 24 Erik Davis, 1999
- 24 Mark Thorson, 2007
- 22 Tony Burris, 1986

Total Offense

Most Total Yards

- 2866 Brian Traeger, 1996
- 2824 Josh Riddell, 2008
- 2549 Erik Davis, 1999
- 2495 Josh Riddell, 2009
- 2484 Tony Burris, 1985
- 2301 Larry Keudell, 1979

Most TD's Responsible For

- 31 Doug Lulay, 1978
- 29 Josh Riddell, 2008
- 28 Larry Keudell, 1979
- 27 Tony Burris, 1985
- 25 Erik Davis, 1999

Receiving

Most Pass Receptions

- 72 Cam Frickey, 1996
- 71 Brad Satran, 2003
- 67 Sean Fullerton, 2009
- 62 Tyler Knudson, 2005
- 60 Derrick Miles, 2000

Most Receiving Yards

- 907 Chris Doran, 1996
- 879 Brad Satran, 2003
- 873 Brad Satran, 2002
- 859 Ron Mobley, 1985
- 854 Tom McCartney, 1979

Average Yards Per Catch

- (20-29 Receptions)
29.2 Rob Spear, 1988
- (30-39 Receptions)
24.5 Chris Doran, 1996
- (40-49 Receptions)
18.3 Ron Mobley, 1985
- (50+ Receptions)
16.1 Tom McCartney, 1979

Most Touchdown Receptions

- 11 Mark Smith, 1978
- 10 Chris Doran, 1996
- 9 Ron Mobley, 1985
- 9 Cary Gaylord, 1985
- 8 Seven players

More Offense

Most All-Purpose Yards

- 1789 Josh Hood, 1996
- 1556 Mike Hinshaw, 2002
- 1535 Cliff Walker, 1986
- 1518 Greg Shewbert, 1976
- 1494 Doug Trice, 1971

Most Points Scored

- 96 Larry Keudell, 1979
- 90 Doug Lulay, 1978
- 80 Wyman Gernhart, 1957
- 77 Greg Shewbert, 1977
- 74 Jason Taroli, 1998

Defense

Interceptions

- 10 Dave Sturgis, 1966
- 8 Curt Rogers, 1978
- 7 Corey Sutton, 1999
- 7 Jay Milton, 1973
- 6 Seven players

Tackles

Most Total Tackles Made

- 140 Chris Angel, 2000
- 122 Shawn Stanley, 1993
- 122 JT Gilmore, 2007
- 119 Jon Apgar, 2005
- 115 Randy Shipley, 1975

Punting

Best Punting Average

- (10-19 Punts)
36.9 Dale Williams, 1989
- (20-29 Punts)
36.6 Rob Allen, 1977
- (30-39 Punts)
42.7 Chris Bentley, 1999
- (40-49 Punts)
41.9 Josh Vanlue, 2006
- (50+ Punts)
43.7 Lucas Taroli, 2003

Kickoff Returns

Most Kickoff Return Yards

- 802 Tyler Knudsen, 2004
- 755 Brian Greene, 1993
- 705 Mike Hinshaw, 2002
- 704 Tom McCartney, 1977
- 608 Doug Trice, 1972

Best Kickoff Return Average

- 28.3 Brian Greene, 1993
- 26.7 Tyler Knudsen, 2006
- 26.5 Antar Brame, 2003
- 26.5 Greg Shewbert, 1976
- 26.0 Brian Greene, 1993

Punt Returns

Most Punt Return Yards

- 451 Lucas Gonsalves, 2010
- 410 Cliff Walker, 1986
- 326 Brian Greene, 1993
- 247 Derrick Miles, 2000
- 237 Cliff Walker, 1985

Best Punt Return Average

- 17.4 Cliff Walker, 1983
- 13.3 Lucas Gonsalves, 2010
- 13.3 Antar Brame, 2003
- 13.0 Brian Greene, 1993
- 12.9 Derrick Miles, 1999

Field Goals

Most Field Goals Made

- 15 John Freeman, 1997
- 14 Andrew Keippela, 2002
- 13 Kelly Morgan, 2010
- 12 Bruce Voges, 2006
- 12 John Freeman, 1999

Extra Points

Most 1-Point PAT's Made

- 41 Tim Rouhier, 1977
- 40 Juan Rodriguez, 2008
- 38 Tim Rouhier, 1976
- 37 Dwight French, 1986
- 37 Doug Conaway, 1971

Most 2-Point PAT's Made

- 4 Mark Smith, 1978
- 3 Adam Malinowski, 1995



First time in a decade

Trevor Gates, a senior wide receiver from Hillsboro, Ore. (Valley Catholic HS), has gone over 100 yards receiving in the last four games to set a Western Oregon record at the Division II level. With his 135 yards on nine catches against Simon Fraser, Gates passed Demario Ballard (2010) and Brad Satran (2003) for consecutive 100 yard receiving games.

Gates make a run at the record book

Trevor Gates has 771 receiving yards, with four games still remaining this season. He has a chance to set the Western Oregon single-season record for receiving yards. He is 136 yards short of Cam Frickey's all-time mark of 907, which was set in 1996.

Ferguson facts

Head coach Arne Ferguson has put together a 43-28 record during his seven seasons as the WOU leader. He has spent nearly a lifetime at the school as a player and as an assistant coach. The Vale, Oregon native was a three-time All-CFA defensive back for the Wolves from 1986-88, and began his coaching career at Western in 1989. He has been WOU's defensive coordinator since 1997. In Ferguson's first season at the helm in 2005, he took over a program that finished 1-9 the year previous and pushed them to a 5-6 mark, finishing the season on a three-game win streak. Ferguson has carried that same momentum into three consecutive winning seasons and a Rotary Bowl Championship.

The GNAC coaches' poll

Western Oregon was picked third in the 2011 GNAC preseason coaches' poll with 16 points. Central Washington was selected as the conference favorite, garnering 24 points and four of five first place votes. Humboldt State was picked second in the poll, receiving the final first-place vote.



140 Monmouth Ave. North
503-838-2330



40 Jerome Acoba DL Kahuku, Hawaii
94 Kraig Akins DL Springfield, Ore.
37 Michael Akins LB Springfield, Ore.
15 Adryan Allen RB Salem, Ore.
9 Caleb Barsh DB Tacoma, Wash.
12 Cory Bean QB Hillsboro, Ore.



92 Gustave Benthin DL Nampa, Idaho
17 Ryan Bergman QB Issaquah, Wash.
71 Kevin Brockman OL Gaffney, S.C.
2 Isaiah Buchanan DB Portland, Ore.
86 Scott Buche WR/P Myrtle Point, Ore.
60 Marcus Cuellar OL Independence, Ore.



14 Gerald Davis DB Tualatin, Ore.
24 Tyler Davis WR Hayward, Ore.
56 Thomas Deverux LB Eugene, Ore.
51 John Domen OL Brea, Calif.
8 Gavin Drake DL Portland, Ore.
78 Bill Ellington OL Crescent Lake, Ore.



30 Scotland Foss LB Albany, Ore.
73 Trenton Gallegos Ellington OL Salem, Ore.
4 Trevor Gates WR Hillsboro, Ore.
62 Matt Gillette OL Salem, Ore.
5 Lucas Gonsalves WR Kailua, Hawaii
25 Tanner Grover DB Palmer, Alaska



56 Paul Gutzman OL Grants Pass, Ore.
95 Dan Haynes DL Philomath, Ore.
22 Kenneth Haynes DB Marin City, Calif.
97 Erik Hochhalter DL Salem, Ore.
19 Corey Hutchinson QB Kennewick, Wash.



WOMEN'S BASKETBALL



2011-12 SCHEDULE

DATE	OPPONENT	SITE	TIME
11/3/2011	BYU (exhibition)	Provo, Utah	7 p.m.
11/5/2011	Boise State (exhibition)	Boise, Idaho	2 p.m.
11/8/2011	Linfield (exhibition)	Monmouth	7 p.m.
11/11/2011	Oregon State	Corvallis, Ore.	Noon

GNAC/CCAA Challenge

11/18/2011	Cal State Los Angeles	Monmouth	3 p.m.
11/19/2011	Cal Poly Pomona	Monmouth	1 p.m.
11/21/2011	Cal State San Marcos	Monmouth	7 p.m.

Dixie WBB Thanksgiving Tournament

11/25/2011	Dixie State	St. George, Utah	5 p.m.
11/26/2011	Academy of Art	St. George, Utah	11 p.m.

12/1/2011	Central Washington	Monmouth *	7 p.m.
12/3/2011	Northwest Nazarene	Monmouth *	1 p.m.
12/10/2011	Humboldt State	Arcata, Calif.	2 p.m.
12/13/2011	Portland State	Portland, Ore.	7 p.m.
12/17/2011	BYU - Hawaii	Laie, Hawaii	5 p.m.
12/18/2011	Hawaii Pacific	Honolulu, Hawaii	5 p.m.
12/29/2011	Seattle Pacific	Seattle, Wash. *	7 p.m.
12/31/2011	Montana State Billings	Billings, Mont. *	1 p.m.

1/5/2012	Simon Fraser	Monmouth *	7 p.m.
1/7/2012	Western Washington	Monmouth *	2 p.m.
1/14/2012	Saint Martin's	Lacey, Wash. *	7 p.m.
1/19/2012	Alaska Anchorage	Anchorage, Alaska *	8 p.m.
1/21/2012	Alaska Fairbanks	Fairbanks, Alaska *	4 p.m.
1/26/2012	Montana State Billings	Monmouth *	7 p.m.
1/28/2012	Seattle Pacific	Monmouth *	2 p.m.

2/2/2012	Western Washington	Bellingham, Wash. *	7 p.m.
2/4/2012	Simon Fraser	Burnaby, Canada *	2 p.m.
2/11/2012	Saint Martin's	Monmouth *	7 p.m.
2/16/2012	Alaska Fairbanks	Monmouth *	7 p.m.
2/18/2012	Alaska Anchorage	Monmouth *	7 p.m.
2/23/2012	Northwest Nazarene	Nampa, Idaho *	6 p.m.
2/25/2012	Central Washington	Ellensburg, Wash. *	7 p.m.

GNAC Tournament

3/1-3/2012	TBA	Lacey, Wash.	TBA
------------	-----	--------------	-----

NCAA West Region

3/9-12/2012	TBA	TBA	TBA
-------------	-----	-----	-----

FOR TICKETS, VISIT WOUWOLVES.COM

Greg Bruce, Head Women's Basketball Coach
 Robin Andrea, Assistant Coach
 Renae Gregg, Assistant Coach
 Katie Torland, Assistant Coach
 Danielle Bellando, Assistant Coach
 * GNAC game



Rushing

Most Attempts

- 43 Bill Volk vs. Whitworth, 1994
- 42 Bill Volk vs. Eastern Oregon, 1994
- 40 Greg Lawrence vs. Eastern Oregon, 1983
- 39 Josh Hood vs. Pacific Lutheran, 1996
- 36 Josh Hood vs. Southern Oregon, 1996

Most Net Rushing Yards

- 315 Bill Volk vs. Eastern Oregon, 1994
- 275 Bill Volk vs. Whitworth, 1994
- 262 Doug Lulay vs. Oregon Tech, 1978
- 247 Bill Volk vs. Lewis & Clark, 1994
- 242 Jason Taroli vs. Humboldt State, 1999

Most Rushing Touchdowns

- 5 Doug Lulay vs. Oregon Tech, 1978
- 4 Ivan McCrae vs. Humboldt State, 2002
- 4 Jason Taroli vs. Humboldt State, 1999
- 4 Brian Traeger (QB) vs. Southern Oregon, 1996
- 4 Bill Volk vs. Eastern Oregon, 1994
- 4 Bill Volk vs. Whitworth, 1993
- 4 Doug Lulay vs. Linfield, 1976
- 4 Doug Trice vs. Central Washington, 1973
- 4 Wyman Gernhart vs. Lower Columbia JC, 1957

Passing

Most Pass Attempts

- 64 Erik Davis vs. UC Davis, 1999
- 62 Denny Bies vs. Western Washington, 2004
- 59 Josh Riddell vs. Dixie State, 2009
- 50 Larry Goth vs. Oregon Tech, 1988
- 49 Mark Thorson vs. Eastern Washington, 2005

Most Pass Completions

- 35 Denny Bies vs. Western Washington, 2004
- 35 Erik Davis vs. UC Davis, 1999
- 32 Josh Riddell vs. Dixie State, 2009
- 30 Denny Bies vs. Humboldt State, 2003
- 30 Mark Thorson vs. Western Washington, 2006

Most Yards Gained Passing


- 488 Josh Riddell vs. Humboldt State, 2008
- 420 Brian Traeger vs. Southern Oregon, 1994
- 411 Brian Traeger vs. Pacific Lutheran, 1996
- 402 Josh Riddell vs. Dixie State, 2009
- 399 Denny Bies vs. Western Washington, 2004
- 390 Tony Burris vs. Lewis & Clark, 1986

Most Touchdown Passes

- 6 Jim Bowlen vs. Lower Columbia, 1957
- 5 Mark Thorson vs. Western Washington, 2007
- 5 Denny Bies vs. Western Washington, 2004
- 5 Bryan Carroll vs. Oregon Tech, 1992
- 4 14 players

Total Offense--Most Total Yards Gained

- 488 Josh Riddell vs. Humboldt State, 2008
- 445 Jim Bowlen vs. Lower Columbia, 1957
- 416 Brian Traeger vs. Pacific Lutheran, 1996
- 413 Brian Traeger vs. Eastern Oregon, 1995
- 401 Josh Riddell vs. Central Washington, 2008



John Freeman

Receiving

Most Passes Caught

- 16 Cam Frickey vs. Central Washington, 1996
- 14 Sean Fullerton vs. Dixie State, 2009
- 14 Jeff Murphy vs. Western Washington, 1995
- 13 Jeff Matsuzaki vs. Southern Oregon, 1989
- 12 Cam Frickey vs. Chico State, 1996

Most Receiving Yards

- 225 Brad Satran vs. San Diego, 2002
- 216 Ron Mobley vs. Mesa, 1985
- 195 Tom McCartney vs. Linfield, 1979
- 191 Cam Frickey vs. Southern Oregon, 1994
- 178 Chris Doran vs. Willamette, 1996

Most Touchdown Receptions

- 4 Wyman Gernhart vs. Lower Columbia, 1957
- 3 Brad Satran vs. San Diego, 2002
- 3 Mike Hinshaw vs. UC Davis, 2001
- 3 Kevin Boss vs. Central Wash., 2005
- 2 (many times), last by Justin Ore vs. Dixie State, 2010

Scoring


Most Points Scored

- 30 Doug Lulay vs. Oregon Tech, 1978
- 30 Robin Lee vs. Southern Oregon, 1949
- 26 Wyman Gernhart vs. Lower Columbia, 1957
- 24 7 players

Interceptions

Most Passes Intercepted

- 4 Dave Sturgis vs. George Fox, 1966
- 3 Bret Hughes vs. Western Washington, 2005
- 3 Bret Hughes vs. Western Washington, 2004
- 3 Stan Kenyon vs. Southern Oregon, 1958
- 3 Mike Haberly vs. Pacific OR, 1977
- 3 Jay Milton vs. Eastern Washington, 1974



Dave Morrill

Kickoff Returns

Most Yards

- 221 Brian Greene vs. Lewis & Clark, 1993
- 181 Travis Hunt vs. Lewis & Clark, 1989
- 175 Brian Greene vs. Southern Oregon, 1993
- 163 Jon Dowd vs. Eastern Washington, 2009
- 159 Brian Greene vs. Western Washington, 1993

Punt Returns

Most Yards

- 127 Cliff Walker vs. Southern Oregon, 1985
- 118 Ivan McCrae vs. Southern Oregon, 2002
- 102 Jon Dowd vs. Southern Oregon, 2009
- 102 Keith Blake vs. Western Washington, 1980
- 98 Cary Gaylord vs. Pacific OR, 1987
- 98 Jay Milton vs. Lewis & Clark, 1974
- 98 Lucas Gonsalves vs. Dixie State, 2010

Longest Plays

Field Goals

- 51 John Freeman vs. Central Washington, 1998
- 50 Kelly Morgan vs. Simon Fraser, 2010
- 50 Andrew Keipplea vs. Humboldt State, 2001
- 50 John Freeman vs. UC Davis, 1999
- 48 John Freeman vs. Central Washington, 1998
- 48 Bruce Voges vs. Humboldt State, 2005
- 48 Bruce Voges vs. Texas A&M-Kingsville, 2006

Punts

- 77 Chris Bentley vs. Linfield, 1997
- 75 Chris Bentley vs. UC Davis, 1998
- 68 Lucas Taroli vs. South Dakota State, 2003
- 68 Dale Williams vs. Linfield, 1988
- 67 Scott Buche vs. Dixie State, 2009
- 67 Rob Allen vs. Central Washington, 1977

Rushing Play

- 93 Greg Shewbert vs. Western Wash., 1975 (TD)

Passing Play

- 97 Kevin Bickler to Chris Doran vs. Southern Oregon, 1997 (TD)

Interception Return

- 99 Joe Lorig vs. Simon Fraser, 1995 (TD)




93 Bradley Iaulalo
DL
Faleasao, Am. Samoa



32 Cameron Largusa
DB
Lihue, Hawaii



88 Josh McFarland
WR
Centralia, Wash.



83 Mark Moore
WR
Newport, Ore.



52 Bryan Plasker
OL
Aloha, Ore.




65 Gabriel Jenks
OL
Portland, Ore.



44 Kyle Lavender
RB
Lake Oswego, Ore.




37 Micah McMurry
LB
Fruitland, Idaho



21 Kelly Morgan
K
Sherwood, Ore.




80 Michael Reeve
WR
Seattle, Wash.



90 Stuart Jennings
DL
Seattle, Wash.



67 Landon Lydig
OL
Bothell, Wash.



34 Alex Melson
LB
Portland, Ore.



10 Evan Mozzochi
QB
Vancouver, Wash.



48 Dustin Risseeuw
TE
Willamina, Ore.



74 Alex Jones
OL
Portland, Ore.



41 King Manu
LB
Inglewood, Calif.



20 Benjamin Merrill
DB
Salem, Ore.



64 Dillon Neumann
OL
Aurora, Ore.



26 Trevor Roush
RB
Kirkland, Wash.



39 Jaden Kaufman
LB
Portland, Ore.



27 Peter Mastenbroek
DB
Scio, Ore.



76 Allan Miller
OL
Independence, Ore.



3 Bryce Peila
DB
Central Point, Ore.



16 Trey Shimabukuro
QB
Lihue, Hawaii



81 Kyle Lane
WR
Portland, Ore.



7 Kyle McCrae
RB
Keizer, Ore.



55 Asi Moa
DL
San Francisco, Calif.



42 Nathan Penaranda
RB
Vancouver, Wash.






36 Dylan Simkins
RB
Beaverton, Ore.



54 Jason Slowey
OL
Medford, Ore.



75 Una Smiley
OL
Red Hill, Hawaii



99 Levi Smith
DL
Hermiston, Ore.



6 D'Andre Spencer
DB
La Grande, Ore.



85 Royce Spencer
WR
Hercules, Calif.




28 Alex Tennyson
DB
Tacoma, Wash.



31 Patrick Tepea
DB
Kailua, Hawaii



49 Roman Thompson
DB
Dallas, Texas



42 Brandon Tibbatts
LB
Salem, Ore.



11 Sherman Vercher
LB
Vancouver, Wash.



13 Cody VonAppen
QB
Kailua, Hawaii



91 Brian Walton
DL
Fruitland, Idaho



84 Houston Webb
TE
Estacada, Ore.



29 Booker Wells
WR
Portland, Ore.




58 Devin Wells
LB
Beaverton, Ore.



35 Kirk Wehane
RB
Beaverton, Ore.



23 Raymond Williams
DB
Salem, Ore.



18 Tyrell Williams
WR
Salem, Ore.



47 Robert Young
DL
Clackamas, Ore.



Dallas Inn and Suites
250 Orchard Drive
Dallas, OR 97338-1148
503-623-6000

WOLVES VOLLEYBALL



2011 SCHEDULE

Date	Opponent	Site	Time
Cal State San Bernadino Invite			
Sept. 1	Cal State San Bernardino	San Bernardino, Calif.	7 p.m.
Sept. 2	Chico State	San Bernardino, Calif.	5 p.m.
Sept. 3	Cal State Los Angeles	San Bernardino, Calif.	Noon
Sept. 3	Cal State Dominguez Hills	San Bernardino, Calif.	5 p.m.
Sept. 8	Alaska Anchorage*	Anchorage, Alaska	7 p.m.
Sept. 10	Alaska Fairbanks*	Fairbanks, Alaska	7 p.m.
Sept. 15	Simon Fraser*	Monmouth	7 p.m.
Sept. 17	Western Washington*	Monmouth	7 p.m.
Sept. 22	Seattle Pacific*	Seattle, Wash.	7 p.m.
Sept. 24	Montana State Billings*	Billings, Mont.	6 p.m.
Sept. 29	Central Washington*	Monmouth	7 p.m.
Oct. 1	Northwest Nazarene*	Monmouth	7 p.m.
Oct. 8	Saint Martin's*	Lacey, Wash.	7 p.m.
Oct. 13	Western Washington*	Bellingham, Wash.	7 p.m.
Oct. 15	Simon Fraser*	Burnaby, B.C.	7 p.m.
Oct. 20	Montana State Billings*	Monmouth	7 p.m.
Oct. 22	Seattle Pacific*	Monmouth	7 p.m.
Oct. 27	Northwest Nazarene*	Nampa, Idaho	6 p.m.
Oct. 29	Central Washington*	Ellensburg, Wash.	7 p.m.
Nov. 5	Saint Martin's*	Monmouth	7 p.m.
Nov. 10	Alaska Fairbanks*	Monmouth	7 p.m.
Nov. 12	Alaska Anchorage*	Monmouth	7 p.m.

Home matches in BOLD
Head Coach: Brad Saindon (fourth season)
Assistant Coach: Sylvia Herrold
*Great Northwest Athletic Conference match
All times Pacific

WOU All-Americans

2010

Caleb Singleton, defensive back..... AFCA NCAA Div. II, first team
 Caleb Singleton, defensive back.....AP Little, first team
 Caleb Singleton, defensive back.....D2football.com, second team
 Jason Slowey, offensive line.....D2football.com, honorable mention

2009

Kalani Zoller, defense tackle.....Football Gazette, honorable mention

2008

Matt Cox, defensive tackleFootball Gazette, first team

2006

Kevin Boss, tight end.....College Sports Report, first team
 Kevin Boss, tight end.....D2football.com, second team

2005

Kevin Boss, tight end.....Daktronics, first team
 Kevin Boss, tight end.....Football Gazette, second team
 Kevin Boss, tight end.....D2football.com, honorable mention
 Jon Apgar, linebacker.....Football Gazette, honorable mention
 Jon Apgar, linebacker.....College Sports Report, fourth team

2004

Kevin Boss, tight end.....Football Gazette, honorable mention

2003

Brad Satran, wide receiver.....Dopke.com, honorable mention
 Jeff Charleston, defensive end.....Dopke.com, honorable mention
 Lucas Taroli, punter.....D2football.com, honorable mention

2002

Mike Hinshaw, all-purpose.....Football Gazette, honorable mention

2000

Brian Crawford, offensive line.....AFCA NCAA Div. II, first team
 Brian Crawford, offensive line.....Football Gazette Div. II, third team
 Brian Crawford, offensive line.....Associated Press, Div. II, third team

1999

Corey Sutton, defensive back.....NAIA, first team
 Corey Sutton, defensive back.....Football Gazette, first team
 Corey Sutton, defensive back of the year.....Football Gazette
 Chris Bentley, punter.....NAIA, first team
 Chris Bentley, punter.....Football Gazette, second team
 John Freeman, kicker.....NAIA, honorable mention
 John Freeman, kicker.....Football Gazette, honorable mention
 Erik Davis, quarterback.....Football Gazette, honorable mention

1998

John Freeman, kicker.....NAIA, second team
 Brian Lulay, offensive line.....NAIA, honorable mention
 Corey Sutton, defensive back.....NAIA, honorable mention
 Cam McFarland, defensive end.....Football Gazette, first team
 John Freeman, kicker.....Football Gazette, third team
 Corey Sutton, defensive back.....Football Gazette, third team
 Jason Taroli, running back.....Football Gazette, honorable mention

1997

Louis Taylor, linebacker.....Football Gazette, first team
 Louis Taylor, linebacker.....NAIA, second team
 Eric Cummings, offensive line.....NAIA, second team
 Eric Cummings, offensive line.....Football Gazette, third team
 John Freeman, place kicker.....Football Gazette, second team

John Freeman, place kicker.....NAIA, second team
 Tim Martin, defensive end.....NAIA, honorable mention
 Tim Martin, defensive end.....Football Gazette, honorable mention
 Jacob Espiau, running back.....Football Gazette, honorable mention
 Steve Ott, defensive back.....Football Gazette, honorable mention

1996

Cam Frickey, wide receiver.....NAIA, honorable mention

1995

Jeremy Williams, linebacker.....NAIA, honorable mention

1994

Bill Volk, running back.....NAIA, second team
 Dave Kangas, offensive tackle.....NAIA, honorable mention
 Jeremy Williams, linebacker.....NAIA, honorable mention

1992

Brian Greene, defensive back.....NAIA, honorable mention

1989

Bobby Pope, tailback.....NFL Draft Report, honorable mention

1988

Larry Goth, quarterback.....NAIA, All-America Scholar-Athlete
 Dale Williams, punter.....NAIA, All-America Scholar-Athlete

1986

Tony Burris, quarterback.....NAIA, honorable mention
 Mike McClelland, defensive end.....NAIA, honorable mention

1985

Doug Park, center.....NAIA, second team
 Tony Burris, quarterback.....NAIA, honorable mention

1982

Hubert Phillips, defensive lineman.....NAIA, second team

1978

Doug Lulay, quarterback.....NAIA, first team

1977

Randy Shipley, linebacker.....NAIA, first team

1976

Randy Shipley, linebacker.....NAIA, first team
 Tom Horn, quarterback.....NAIA, honorable mention

1975

Mike Manley, offensive tackle.....NAIA, honorable mention
 Randy Shipley, linebacker.....NAIA, honorable mention

1973

Tim Hundley, linebacker.....NAIA, honorable mention

1972

Jack Flitcraft, safety.....NAIA, honorable mention
 Steve McElravy, receiver.....NAIA, honorable mention

1971

Kurt Davis, offensive guard.....NAIA, honorable mention
 Jack Flitcraft, safety.....NAIA, honorable mention
 Steve McElravy, receiver/punter.....NAIA, honorable mention
 Jon Saarheim, linebacker.....NAIA, honorable mention
 Larry Smith, defensive end.....NAIA, honorable mention



Wolves head coach Arne Ferguson

Head coach Arne Ferguson enters his seventh season as the leader of the Western Oregon football program in 2011. Ferguson took over the football reigns in 2005, and promptly turned a 1-9 team (2004) into a 5-6 club that fall. The Wolves then went 6-4 in 2006, losing all four games by a total of just 21 points. He then guided WOU to one of the best records in program history with a 9-2 mark and a victory in the Rotary Bowl. In 2008, the Wolves went 7-4 with a 5-2 record on the road. He then followed it up with a 5-5 campaign in 2009 and a 7-4 mark in 2010 to bring his career record to 39-25.

In addition to being the head coach, Ferguson also operates as the team's defensive coordinator. Last year, the Wolves' defense ranked 11th in the country in opponent third down percentage (28.74) and 28th in both scoring and total defense. Coach Ferguson also helped guide four-year letterwinning safety, Caleb Singleton, to multiple All-American awards. Ferguson was also instrumental the development of wide receiver Demario Ballard and linebacker JT Gilmore, both of whom received free agent deals in the NFL prior to the 2011 season.

Ferguson's heart and soul is all Wolves red, because for over 20 years he has been involved as a player, assistant coach, and now head coach of the Western Oregon football program. Ferguson played his college football in Monmouth from 1985-88. He began his coaching career at Western Oregon in 1989 and has been on the sidelines at McArthur Field ever since, minus a one-year stint in the high school coaching ranks (Silverton, 1992). He coached the defensive backs and linebackers at WOU before becoming the defensive coordinator in 1997. His defensive squad that season was one of the most feared in the conference and was a major component in the Wolves' CFA title drive that year. A 1991 graduate of Western Oregon, Ferguson was a three-time All-CFA choice, earning first-team honors in 1986 and 1987 and was a second-team pick as a senior. He led Western Oregon with 65 tackles, seven pass deflections and three interceptions in 1987. He played on the last Wolves teams to post back-to-back winning seasons (1986 and 1987), a distinction that he would like to see erased with an above-.500 campaign this fall.

Ferguson graduated from Vale High School in 1984, where he was a standout in football, basketball and baseball. He and his wife April make their home in Monmouth, where they are parents to sons Logan, born in August of 2001, and Brooks, who came into the world August 2, 2003.

The coaching staff



John Bartlett Brian Harris Matt Overlin Josh Manning Solomom Tapasa Miguel Gonzalez Jose Escobedo



Eric Davis Gavin Romanick Keith Akina Chester Anonson Caleb Singleton John Breza Bryan Huber

No	Name	Pos	Ht	Wt	Yr	Exp	Hometown /Previous School
2	Isaiah Buchanan	DB	5-10	175	Sr.	3V	Portland, Ore. (Grant)
3	Bryce Peila	DB	6-1	200	Jr.	2V	Central Point, Ore. (Crater)
4	Trevor Gates	WR	5-9	185	Sr.	2V	Hillsboro, Ore. (Valley Catholic/NAU)
5	Lucas Gonsalves	WR	5-9	175	So.	1V	Kailua, Hawaii (St. Louis)
6	D'Andre Spencer	DB	6-0	195	Sr.	2V	La Grande, Ore. (La Grande/Weber State)
7	Kyley McCrae	RB	5-9	185	Jr.	1V	Keizer, Ore. (McNary)
8	Gavin Drake	DL	6-3	250	Jr.	2V	Portland, Ore. (Central Catholic)
9	Caleb Barsh	DB	6-3	205	Jr.	1V	Tacoma, Wash. (Puyallup/Santa Rosa)
10	Evan Mozzochi	QB	6-4	230	Sr.	1V	Vancouver, Wash. (Columbia River/Idaho State)
11	Sherman Vercher	LB	6-2	220	Sr.	3V	Vancouver, Wash. (Hudson's Bay)
12	Cory Bean	QB	6-5	245	Sr.	3V	Hillsboro, Ore. (Hillsboro)
13	Cody VonAppen	QB	5-10	200	Jr.	JC	Kailua, Hawaii (Kalahoe/Eastern Arizona)
14	Gerald Davis	DB	5-9	175	Sr.	3V	Tualatin, Ore. (Tualatin/Grossmont JC)
15	Adryan Allen	RB	6-0	205	Sr.	3V	Salem, Ore. (North Salem)
16	Trey Shimabukuro	QB	6-3	205	Fr.	RS	Lihue, Hawaii (Kauai)
17	Ryan Bergman	QB	6-3	185	Fr.	RS	Issaquah, Wash. (Issaquah)
18	Tyrell Williams	WR	6-3	195	Fr.	RS	Salem, Ore. (Cascade)
19	Corey Hutchinson	QB	6-4	225	Fr.	HS	Kennewick, Wash. (Kamiakin)
20	Benjamin Merrill	DB	6-0	190	Sr.	3V	Salem, Ore. (Sprague)
21	Kelly Morgan	K	5-10	170	Jr.	2V	Sherwood, Ore. (Sherwood)
22	Kenneth Haynes	RB	5-7	175	Jr.	JC	Marin City, Calif. (San Rafael)
23	Raymond Williams	DB	6-0	195	Jr.	2V	Salem, Ore. (Cascade)
24	Tyler Davis	WR	5-11	175	Jr.	TR	Central Point, Ore. (Crater)
25	Tanner Grover	DB	6-1	215	Jr.	2V	Palmer, Alaska (Palmer)
26	Trevor Roush	RB	6-0	195	Jr.	2V	Kirkland, Wash. (Juanita)
27	Coulter Mastenbroek	DB	6-0	180	Fr.	RS	Scio, Ore. (Scio)
28	Alex Tennyson	DB	6-0	185	Sr.	1V	Tacoma, Wash. (Mt. Tahoma/Moorpark)
29	Booker Wells	WR	6-2	195	Fr.	RS	Portland, Ore. (Grant)
30	Scotland Foss	LB	6-3	235	So.	1V	Albany, Ore. (West Albany)
31	Patrick Tepea	DB	6-0	200	So.	JC	Kailua, Hawaii (Auburn)
32	Cameron Largusa	DB	5-11	195	Fr.	RS	Lihue, Hawaii (Kauai)
33	Michael Akins	LB	6-3	225	Jr.	2V	Springfield, Ore. (Thurston)
34	Alex Melson	LB	6-1	215	So.	1V	Portland, Ore. (Grant)
35	Kirk Werhane	LB	5-10	215	So.	1V	Beaverton, Ore. (Southridge)
36	Dylan Simkins	RB	5-10	195	Fr.	RS	Beaverton, Ore. (Southridge)
37	Micah McMurry	LB	6-2	225	Jr.	TR	Fruitland, Idaho (Fruitland/Weber State)
39	Jaden Kaufman	LB	5-11	215	Sr.	1V	Portland, Ore. (Central Catholic/Arizona Western)
40	Jerome Acoba	DL	6-1	275	So.	1V	Kahuka, Hawaii (Kahuka)
41	King Manu	LB	6-0	220	Jr.	JC	Inglewood, Calif. (Morningside/El Camino)
42	Nathan Penaranda	RB	5-11	185	Fr.	RS	Vancouver, Wash. (Union)
43	Jacob Marlatt	DB	5-11	185	Fr.	HS	Jefferson, Ore. (Jefferson)
44	Kyle Lavender	RB	6-0	230	Jr.	2V	Lake Oswego, Ore. (Lake Oswego)
46	Brandon Tibbatts	LB	6-4	240	So.	RS	Salem, Ore. (Sprague)

Humboldt State Football
HSU Combined Team Statistics (as of Oct 17, 2011)
All games



Date	Opponent	Score	Att.	Record:	Overall	Home	Away	Neutral
Sep 01, 2011	at Colorado Mesa Univ.	W 29-3	2876	All games	6-0	2-0	4-0	0-0
* Sep 08, 2011	CENTRAL WASHINGTON	W 38-36	7031	Conference	4-0	2-0	2-0	0-0
* Sep 24, 2011	at SFU	W 35-7	350	Non-Conference	2-0	0-0	2-0	0-0
* Oct 01, 2011	DIXIE STATE	W 56-27	6652					
* Oct 08, 2011	at UC Davis	W 23-17	9770					
* Oct 15, 2011	at Central Washington	W 30-20	4617					

Team Statistics	HSU	OPP
FIRST DOWNS	145	108
Rushing	50	30
Passing	87	65
Penalty	8	13
RUSHING YARDAGE	1043	598
Rushing Attempts	249	215
Average Per Rush	4.2	2.8
Average Per Game	173.8	99.7
TDs Rushing	13	7
PASSING YARDAGE	1848	1403
Comp-Att-Int	128-209-4	122-215-6
Average Per Pass	8.8	6.5
Average Per Catch	14.4	11.5
Average Per Game	308.0	233.8
TDs Passing	13	8
TOTAL OFFENSE	2891	2001
Average Per Play	6.3	4.7
Average Per Game	481.8	333.5
KICK RETURNS: #-Yards	24-566	36-777
PUNT RETURNS: #-Yards	17-175	10-91
INT RETURNS: #-Yards	6-74	4-85
FUMBLES-LOST	9-5	15-7
PENALTIES-Yards	54-539	34-283
PUNTS-AVG	25-39.2	33-38.6
TIME OF POSSESSION/Game	28:04	31:27
3RD-DOWN Conversions	39/89	33/94
4TH-DOWN Conversions	6/13	6/16

Interceptions	no.	yds	avg	td	lg
Cooper	3	70	23.3	0	38
Sarvinski,C	1	0	0.0	0	0
Maluia	1	4	4.0	0	4
McGowan	1	0	0.0	0	0

Punting	no.	yds	avg	lg	tb	fc	i20	50+	blk
Bolt	16	636	39.8	69	2	2	4	2	0
Campbell, C.	9	344	38.2	56	1	1	3	2	1

Punt Returns	no.	yds	avg	td	lg
Miles	15	173	11.5	0	31
Latu	1	-1	-1.0	0	0
Waggoner	1	3	3.0	0	3
Total	17	175	10.3	0	31
Opponents	10	91	9.1	0	31

Kick Returns	no.	yds	avg	td	lg
Weaver	11	238	21.6	0	50
Latu	6	191	31.8	0	78
Gondkoff	3	94	31.3	0	38
Green	1	13	13.0	0	13
Rowells	1	16	16.0	0	16
Miles	1	8	8.0	0	8
Dallas	1	6	6.0	0	6
Total	24	566	23.6	0	78
Opponents	36	777	21.6	0	52

All Purpose	g	rush	rcv	pr	kr	ir	total	avg/g
Rowells	6	797	146	0	16	0	959	159.8
Dallas	6	0	518	0	6	0	524	87.3
Miles	6	0	217	173	8	0	398	66.3
Spencer	6	0	344	0	0	0	344	57.3
Bolt	4	3	283	0	0	0	286	71.5
Total	6	1043	1848	175	566	74	3706	617.7
Opponents	6	598	1403	91	777	85	2954	492.3

Rushing	gp	att	gain	loss	net	avg	td	lg	avg/g
Rowells	6	171	856	59	797	4.7	10	67	132.8
Campana	6	30	120	8	112	3.7	1	14	18.7
Proulx	6	22	101	26	75	3.4	2	16	12.5
Sims	5	11	66	6	60	5.5	0	17	12.0
Hodge	2	6	10	4	6	1.0	0	4	3.0
Bolt	4	1	3	0	3	3.0	0	3	0.8
Gauthier	1	2	7	7	0	0.0	0	7	0.0
Gondkoff	2	1	0	1	-1	-1.0	0	0	-0.5
Rump	3	1	0	3	-3	-3.0	0	0	-1.0
TEAM	3	4	0	6	-6	-1.5	0	0	-2.0
Total	6	249	1163	120	1043	4.2	13	67	173.8
Opponents	6	215	775	177	598	2.8	7	68	99.7

Passing	gp	effic	comp-att-int	pct	yds	td	lg	avg/g
Proulx	6	155.03	125-201-4	62.2	1806	13	61	301.0
Rump	3	142.27	2-3-0	66.7	27	0	15	9.0
TEAM	3	0.00	0-2-0	0.0	0	0	0	0.0
Morris	5	113.00	1-2-0	50.0	15	0	15	3.0
Rowells	6	0.00	0-1-0	0.0	0	0	0	0.0
Total	6	152.22	128-209-4	61.2	1848	13	61	308.0
Opponents	6	118.26	122-215-6	56.7	1403	8	53	233.8

Receiving	gp	no.	yds	avg	td	lg	avg/g
Dallas	6	28	518	18.5	4	61	86.3
Spencer	6	20	344	17.2	1	45	57.3
Miles	6	20	217	10.9	1	50	36.2
Rowells	6	19	146	7.7	0	22	24.3
Bolt	4	16	283	17.7	5	46	70.8
Hiebert	6	9	70	7.8	1	15	11.7
Latu	4	7	87	12.4	0	24	21.8
Gondkoff	2	5	158	31.6	0	57	79.0
Darcey	5	3	13	4.3	1	7	2.6
Munoz	4	1	12	12.0	0	12	3.0
Total	6	128	1848	14.4	13	61	308.0
Opponents	6	122	1403	11.5	8	53	233.8

Field Goals	fg	pct.	01-19	20-29	30-39	40-49	50-99	lg	blk
Blumberg	8-10	80.0	1-1	4-4	1-2	2-2	0-1	47	1

Scoring	td	fg	kick	rush	rcv	pass	dxp	saf	pts
Rowells	10	-	-	-	-	-	-	-	60
Blumberg	-	8-10	25-27	-	-	-	-	-	49
Bolt	5	-	-	-	-	-	-	-	30
Dallas	4	-	-	-	-	-	-	-	24
Proulx	2	-	-	-	-	-	-	-	12
Campana	1	-	-	-	-	-	-	-	6
Hiebert	1	-	-	-	-	-	-	-	6
Darcey	1	-	-	-	-	-	-	-	6
Spencer	1	-	-	-	-	-	-	-	6
Miles	1	-	-	-	-	-	-	-	6
McGowan	1	-	-	-	-	-	-	-	6
Ricciardulli	-	-	-	-	-	-	-	-	0
Total	27	8-10	25-27	-	-	-	-	-	211
Opponents	15	3-6	11-13	-	-	0-2	-	-	110

Score by Quarters	1st	2nd	3rd	4th	OT	Total
HSU	41	78	51	41	0	211
Opponents	31	30	19	30	0	110



2011 WESTERN OREGON FOOTBALL
Western Oregon Combined Team Statistics (as of Oct 20, 2011)
All games

Date	Opponent	Score	Att.
Sep 01, 2011	at #5 Grand Valley State	L 20-44	15004
* Sep 10, 2011	at Simon Fraser	W 35-28	625
* Sep 17, 2011	CENTRAL WASHINGTON	W 14-7	2100
* Sep 24, 2011	at Dixie State	W 56-0	2438
Oct 01, 2011	at #11 Abilene Christian	L 35-51	5233
* Oct 08, 2011	at Central Washington	L 10-41	4223
* Oct 15, 2011	SIMON FRASER	W 34-10	1950

Rushing	gp	att	gain	loss	net	avg	td	lg	avg/g
Haynes, Kenneth	7	82	367	34	333	4.1	4	22	47.6
VonAppen, Cody	6	34	190	15	175	5.1	1	21	29.2
Allen, Adrian	7	21	136	8	128	6.1	2	69	18.3
Roush, Trevor	7	20	130	8	122	6.1	0	24	17.4
Penaranda, Nathan	4	15	51	13	38	2.5	0	14	9.5
McCrae, Kyle	3	11	30	2	28	2.5	0	9	9.3
Brockman, Kevin	5	1	4	0	4	4.0	0	0	0.8
McFarland, Josh	7	1	3	0	3	3.0	0	3	0.4
Gonsalves, Lucas	6	1	0	3	-3	-3.0	0	0	-0.5
Gates, Trevor	7	2	3	7	-4	-2.0	0	3	-0.6
Wells, Booker	3	1	0	7	-7	-7.0	0	0	-2.3
TEAM	5	7	0	10	-10	-1.4	0	0	-2.0
Mozzochi, Evan	7	38	111	128	-17	-0.4	4	45	-2.4
Total	7	234	1025	235	790	3.4	11	69	112.9
Opponents	7	274	1102	237	865	3.2	11	86	123.6

Passing	gp	effc	comp-att-int	pct	yds	td	lg	avg/g
Mozzochi, Evan	7	141.43	115-199-5	57.8	1629	12	95	232.7
VonAppen, Cody	6	65.62	8-18-2	44.4	93	0	32	15.5
Bean, Cory	3	75.24	4-9-0	44.4	33	0	10	11.0
Total	7	132.75	127-226-7	56.2	1755	12	95	250.7
Opponents	7	119.40	149-256-11	58.2	1734	10	80	247.7

Receiving	gp	no.	yds	avg	td	lg	avg/g
Gates, Trevor	7	42	771	18.4	4	95	110.1
Spencer, Royce	6	21	198	9.4	1	22	33.0
McFarland, Josh	7	12	210	17.5	3	73	30.0
Williams, Tyrell	5	10	98	9.8	2	14	19.6
Gonsalves, Lucas	6	8	120	15.0	0	34	20.0
Haynes, Kenneth	7	8	78	9.8	0	40	11.1
Bergman, Ryan	5	7	78	11.1	0	41	15.6
Davis, Tyler	6	6	56	9.3	0	22	9.3
Buche, Scott	7	5	71	14.2	1	23	10.1
Roush, Trevor	7	3	56	18.7	1	34	8.0
Penaranda, Nathan	4	3	3	1.0	0	4	0.8
Lavender, Kyle	6	1	11	11.0	0	11	1.8
Risseeuw, Dustin	6	1	5	5.0	0	5	0.8
Total	7	127	1755	13.8	12	95	250.7
Opponents	7	149	1734	11.6	10	80	247.7

Field Goals	fg	pct.	01-19	20-29	30-39	40-49	50-99	lg	blk
Morgan, Kelly	3-6	50.0	0-0	0-1	2-4	1-1	0-0	45	1

Scoring	td	fg	kick	PAT	rush	rcv	pass	dxp	saf	pts
Morgan, Kelly	-	3-6	27-27	-	-	-	-	-	-	36
Gates, Trevor	4	-	-	-	-	-	-	-	-	24
Haynes, Kenneth	4	-	-	-	-	-	-	-	-	24
Mozzochi, Evan	4	-	-	-	-	-	-	-	-	24
McFarland, Josh	3	-	-	-	-	-	-	-	-	18
Allen, Adrian	3	-	-	-	-	-	-	-	-	18
Williams, Tyrell	2	-	-	-	-	-	-	-	-	12
Werhane, Kirk	1	-	-	-	-	-	-	-	-	6
Peila, Bryce	1	-	-	-	-	-	-	-	-	6
Buche, Scott	1	-	-	-	-	-	-	-	-	6
VonAppen, Cody	1	-	-	0-1	-	-	-	-	-	6
Roush, Trevor	1	-	-	-	-	-	-	-	-	6
Spencer, Royce	1	-	-	-	-	-	-	-	-	6
Williams, Raymond	1	-	-	-	-	-	-	-	-	6
Spencer, D'Andre	1	-	-	-	-	-	-	-	-	6
Total	28	3-6	27-27	0-1	-	-	-	-	-	204
Opponents	24	4-6	23-24	-	-	-	-	-	-	181

Score by Quarters	1st	2nd	3rd	4th	OT	Total
Western Oregon	58	49	41	56	0	204
Opponents	23	76	55	27	0	181

#	Defensive Leaders	gp	ua	Tackles		tfl/yds	Sacks	Pass defense			Fumbles	blkd	saf
				tot	a			int-yds	brup	qbh			
30	Foss, Scotland	7	28	26	54	8.0-27	3.0-20	1-0	1	-	-	-	
2	Buchanan, Isaiah	7	28	13	41	1.0-3	-	-	7	-	-	-	
3	Peila, Bryce	7	23	17	40	1.0-7	1.0-7	6-195	1	1-30	-	-	
41	Manu, King	6	11	19	30	1.0-6	-	-	-	-	-	-	
Total		7	309	222	531	49-220	19-116	11-275	31	7	6-105	4	
Opponents		7	257	222	470	50-224	20-146	7-106	40	16	0-0	0	

Record:	Overall	Home	Away	Neutral
All games	4-3	2-0	2-3	0-0
Conference	4-1	2-0	2-1	0-0
Non-Conference	0-2	0-0	0-2	0-0

Team Statistics	WOU	OPP
FIRST DOWNS	127	142
Rushing	47	49
Passing	71	74
Penalty	9	19
RUSHING YARDAGE	790	865
Rushing Attempts	234	274
Average Per Rush	3.4	3.2
Average Per Game	112.9	123.6
TDs Rushing	11	11
PASSING YARDAGE	1755	1734
Comp-Att-Int	127-226-7	149-256-11
Average Per Pass	7.8	6.8
Average Per Catch	13.8	11.6
Average Per Game	250.7	247.7
TDs Passing	12	10
TOTAL OFFENSE	2545	2599
Average Per Play	5.5	4.9
Average Per Game	363.6	371.3
KICK RETURNS: #-Yards	30-715	29-634
PUNT RETURNS: #-Yards	25-271	17-187
INT RETURNS: #-Yards	11-275	7-106
FUMBLES-LOST	14-9	13-6
PENALTIES-Yards	66-627	41-411
PUNTS-AVG	43-39.7	45-39.6
TIME OF POSSESSION/Game	26:36	33:24
3RD-DOWN Conversions	39/100	44/113
4TH-DOWN Conversions	4/9	3/12

Interceptions	no.	yds	avg	td	lg
Peila, Bryce	6	195	32.5	1	50
Smith, Levi	1	10	10.0	0	10
Foss, Scotland	1	0	0.0	0	0
Tepea, Patrick	1	2	2.0	0	2
Spencer, D'Andre	1	31	31.0	1	31
Williams, Raymond	1	37	37.0	1	37

Punting	no.	yds	avg	lg	tb	fc	i20	50+	blk
Buche, Scott	43	1706	39.7	52	3	7	16	5	1

Punt Returns	no.	yds	avg	td	lg
Gonsalves, Lucas	15	161	10.7	0	30
Peila, Bryce	8	82	10.2	0	38
Spencer, D'Andre	2	28	14.0	0	25
Total	25	271	10.8	0	38
Opponents	17	187	11.0	2	55

Kick Returns	no.	yds	avg	td	lg
Roush, Trevor	20	470	23.5	0	58
Allen, Adrian	8	202	25.2	1	86
Spencer, D'Andre	1	21	21.0	0	21
Gonsalves, Lucas	1	22	22.0	0	18
Total	30	715	23.8	1	86
Opponents	29	634	21.9	0	61

All Purpose	g	rush	rcv	pr	kr	ir	total	avg/g
Gates, Trevor	7	-4	771	0	0	0	767	109.6
Roush, Trevor	7	122	56	0	470	0	648	92.6
Haynes, Kenneth	7	333	78	0	0	0	411	58.7
Total	7	790	1755	271	715	275	3806	543.7
Opponents	7	865	1734	187	634	106	3526	503.7

Total Offense	g	plays	rush	pass	total	avg/g
Mozzochi, Evan	7	237	-17	1629	1612	230.3
Haynes, Kenneth	7	82	333	0	333	47.6
VonAppen, Cody	6	52	175	93	268	44.7
Total	7	460	790	1755	2545	363.6
Opponents	7	530	865	1734	2599	371.3

No	Name	Pos	Ht	Wt	Yr	Exp	Hometown /Previous School
47	Robert Young	DL	6-0	255	So.	1V	Clackamas, Ore. (Clackamas)
48	Dustin Risseeuw	TE	6-3	250	So.	1V	Willamina, Ore. (Willamina)
49	Roman Thompson	DB	5-11	190	Fr.	RS	Portland, Ore. (Roosevelt)
51	John Domen	OL	6-3	285	Jr.	JC	Brea, Calif. (El Dorado/Santa Ana)
52	Bryan Plasker	OL	5-10	270	Fr.	RS	Aloha, Ore. (Aloha)
54	Jason Slowey	OL	6-5	310	Sr.	3V	Medford, Ore. (North Medford)
55	Asi Moa	DL	5-10	240	Jr.	JC	San Francisco, Calif. (Castor Valley/Chabot)
56	Thomas Devereux	LB	6-0	235	So.	1V	Eugene, Ore. (Marist)
58	Devin Wells	LB	6-2	255	So.	1V	Beaverton, Ore. (Southridge)
60	Marcus Cuellar	OL	6-5	280	So.	1V	Independence, Ore. (Central)
62	Matt Gillette	OL	6-4	285	Fr.	RS	Salem, Ore. (Sprague)
64	Dillon Neumann	OL	6-5	300	Jr.	2V	Aurora, Ore. (North Marion)
65	Gabriel Jenks	OL	6-1	270	Fr.	RS	Portland, Ore. (Benson Polytechnic)
66	Paul Gutzman	OL	6-3	290	So.	1V	Grants Pass, Ore. (North Valley)
67	Landon Lydig	OL	6-3	280	Fr.	HS	Bothell, Wash. (Bothell)
68	Ian McBride	OL	6-6	370	Fr.	HS	Portland, Ore. (Cleveland)
71	Kevin Brockman	OL	6-0	330	Sr.	1V	Gaffney, S.C. (Gaffney/Feather River)
72	Micah Kalepa	OL	6-4	270	Fr.	HS	Hawaii Kai, Hawaii (Maryknoll)
73	Trenton Gallegos Ellington	OL	6-4	300	Fr.	RS	Salem, Ore. (West Salem)
74	Alex Jones	OL	6-3	280	Fr.	RS	Portland, Ore. (Grant)
75	Una Smiley	OL	6-6	320	Sr.	1V	Red Hill, Hawaii (Moanalua/Palomar)
76	Allan Miller	OL	5-11	305	Fr.	RS	Independence, Ore. (Central)
78							


Name	Pos	Ht	Wt	Exp	Hometown /Previous School
Ryan Bain	DL	6-5	250	Rs.	Jefferson, Ore. / Blanchet Catholic
Aidan Braa-Stanley	RB	5-11	185	Rs.	Monmouth, Ore.
Alexander Bradt	LB	6-1	205	Rs.	Salem, Ore. / West Salem
Jesse Correa	K	5-10	180	Rs.	Mililani, Hawaii / St. Louis
James DePew				Rs.	
Devin Fitzpatrick				Rs.	
Roger Garrett	DB	6-1	180	Fr.	Seattle, Wash. /Franklin
Colin Gozelski	WR	6-4	200	Rs.	Juneau, Alaska / Jueanu
Justin Guest	LB	6-1	225	Rs.	Scio, Ore. / Scio
Jay Haro	OL	6-2	290	Rs.	San Francisco, Calif. / Sacred Heart
Joe Harris	RB	6-1	170	Rs.	Coquille, Ore. / Coquille
Walker Hudkins	RB	5-11	240	Rs.	La Grande, Ore. / La Grande
Dustin Hurd	QB	6-4	205	Rs.	Cottage Grove, Ore. / Cottage Grove
Max Jackson	LB	6-4	205	Rs.	Portland, Ore.
Micah Kalepa	OL	6-4	270	Fr.	Hawaii Kai, Hawaii / Maryknoll
Kendall Keel	LB			Rs.	
Shane Kuenzi	LB	6-0	195	Rs.	Salem, Ore. / West Salem
Adam McAdams	DB	5-9	185	Rs.	Happy Valley, Ore. / Rex Putnam
Marcus McArdle				Rs.	
Glen Moa	RB	6-1	240	Rs.	San Francisco, Calif. / Castro Valley
Levi Rayburn	OL	6-3	310	Rs.	Salem, Ore. / South Salem
Nathaniel Reichenbach	OL	6-5	300	Rs.	Newberg, Ore. / Newberg
Brandon Rezentes	OL			Rs.	
Emile Senghor	WR	6-2	185	Rs.	Miami, Fla.
Moses Sevilla	DB	5-10	180	Rs.	Los Angeles / Wallis Annenberg
Matthew Shrives	LB	6-3	220	Rs.	Creswell, Ore. / Creswell
Sam Spiro	LB	6-0	205	Rs.	Enumclaw, Wash / Tacoma Baptist
Greg Stamm	LB	6-1	220	Rs.	Salem, Ore. / Sprague
Vaughn Stevens	LB	6-3	235	Rs.	Hawaii Prep
Kevin Thibeault				Rs.	
Travis Tupou	DL	6-3	275	Rs.	Oakland, Calif. / Castlmount
Daryn Vinton	OL	6-4	260	Rs.	Scio, Ore. / Scio
Gabe Wilson	DL	6-4	265	Rs.	Dalles, Ore. / Dalles Wahtonka



Ryan Bain
DL
Jefferson, Ore.




Aidan Braa- Stanley
RB
Monmouth, Ore.



Alexander Bradt
LB
Salem, Ore.



Jesse Correa
K
Mililani, Hawaii



James DePew



Devin Fitzpatrick

Staying in Touch

If you can't listen to the game, call the Wolves Scoreboard 503-838-8020, or check the WOU Web-site at www.wouwolves.com.

Humboldt State University two-deep

HSU First Team Offense

QB 16	Mike Proulx (5-11, 203, Sr., Castro Valley, Calif.)
RB 4	Lyndon Rowells (5-10, 200, Sr., Largo, Fla.)
WR 7	Kevin Miles (5-8, 172, Sr., Sacramento, Calif.)
WR 10	Victor Spencer (5-10, 170, Jr., Sacramento, Calif.)
WR 1	Dirk Dallas (6-3, 215, Sr., Lynden, Wash.)
TE 18	Chris Bolt (6-5, 242, Sr., Linden, Wash.)
LT 76	Brandon Hribar (6-7, 310, Sr., Encinitas, Calif.)
LG 66	David Kulp (6-2, 296, So., Lompoc, Calif.)
C 61	John Hughes (6-0, 269, Sr., Redlands, Calif.)
RG 53	Drew Shaw (6-3, 280, Sr., Encinitas, Calif.)
RT 72	Brett Frydendahl (6-3, 275, Jr., Corona, Calif.)

HSU Second Team Offense

15	Kyle Morris (6-1, 164, So., Ukiah, Calif.)
25	Mike Campana (5-8, 200, Jr., Mission Viejo, Calif.)
21	JJ Latu (5-7, 160, Fr., San Diego, Calif.)
13	Tommy Darcey (6-0, 185, Jr., Sacramento, Calif.)
89	Fred Rosser (6-0, 190, Rf., Victorville, Calif.)
82	Alex Hiebert (6-2, 231, Jr., Redmond, Wash.)
70	Jonathon West (6-4, 275, Rf., Hesperia, Calif.)
51	Mick Johnson (6-3, 277, Rf., Hesperia, Calif.)
54	Derrick Austin (6-2, 285, Rf., Riverside, Calif.)
51	Mick Johnson (6-3, 277, Rf., Reno, Nev.)
75	Braden Lyons (6-5, 280, Rf., Sonoma, Calif.)

HSU First Team Defense

DE 92	Jonathon Wells (6-4, 242, Sr., Fremont, Calif.)
NT 56	Sean McDonald (6-2, 295, Jr., Kalama, Wash.)
T 78	Andrew Iupati (6-1, 310, Sr., American Samoa, Calif.)
DE 47	Brendan Faubion (6-1, 250, Sr., Pleasanton, Calif.)
LB 42	Casey Sarvinski (5-11, 211, Sr., Ferndale, Calif.)
LB 34	Jona Faraimo (5-11, 240, Sr., Sacramento, Calif.)
LB 12	Chris Peterson (5-11, 208, Jr., La Mesa, Calif.)
LC 27	Kevin Cooper (5-10, 165, So., Oakland, Calif.)
RC 9J	ordan McGowan-Smith (6-0, 175, Sr., Santa Rosa, Calif.)
SS 3	Jeremiah Maluia (6-0, 196, So., Compton, Calif.)
FS 11	Guy Ricciardulli (5-10, 204, Sr., San Diego, Calif.)

HSU Second Team Defense

69	Matt Gorella (6-2, 235, Jr., Fowler, Calif.)
95	Tonio Celotto (6-3, 325, Jr., Oakland, Calif.)
67	Caelob Anderson (6-1, 275, So., San Diego, Calif.)
91	Muhammed Williams (6-2, 265, Jr., Jacksonville, Fla.)
52	Brian Sampson (6-0, 237, Jr., Clovis, Calif.)
33	JJ Evans (5-11, 228, So., San Diego, Calif.)
8	Kevin Duley (6-0, 220, Jr., Goleta, Calif.)
2	Diamond Weaver (5-9, 185, Sr., Mobile, Ala.)
6	Dorian Crawford (6-1, 170, Rf., San Diego, Calif.)
20	Tanner Webb (6-0, 203, Jr., Bakersfield, Calif.)
37	Connor Waggoner (6-0, 200, Rf., Petaluma, Calif.)

HSU Special Teams - First

KO 31	Brian Blumberg (5-6, 166, Sr., Redondo Beach, Calif.)
PAT/FG 31	Brian Blumberg (5-6, 166, Sr., Redondo Beach, Calif.)
P 99	Chris Campbell (5-10, 163, Fr., Granite Bay, Calif.)
HO 15	Kyle Morris (6-1, 164, So., Ukiah, Calif.)
LS 50	Brandon Storer (5-10, 185, So., Redlands, Calif.)
SS 50	Brandon Storer (5-10, 185, So., Redlands, Calif.)
KR 2	Diamond Weaver (5-9, 185, Sr., Mobile, Ala.)
PR 7	Kevin Miles (5-8, 172, Sr., Sacramento, Calif.)

HSU Special Teams - Second

99	Chris Campbell (5-10, 163, Fr., Granite Bay, Calif.)
99	Chris Campbell (5-10, 163, Fr., Granite Bay, Calif.)
18	Chris Bolt (6-5, 242, Sr., Linden, Wash.)
10	Victor Spencer (5-10, 170, Jr., Sacramento, Calif.)



2011 Football Quick Facts

General

Location	Arcata, Calif
Founded	1913
Enrollment	7,902
President	Dr. Rollin Richmond

Football

Head Coach	Rob Smith
Smith Career Record	128-79
Smith HSU Record	19-17 (fourth season)
Office Number	(707) 826-5947
2010 Record	8-3
2010 GNAC Record	6-2
Starters Returning	7 offense, 6 defense
All-time Record	362-348-20
All-time GNAC Record	134-155-8

Athletic Department

Nickname	Lumberjacks
School Colors	Green and gold
Conference	Independent
Affiliation	NCAA II/West Region
Athletic Director	Dan Collen
Web-site	www.hsujacks.com

Western Oregon University two-deep

WOU First Team Offense WOU Second Team Offense

QB 10	Evan Mozzochi (6-4, 230, Sr., Vancouver, WA)	12	Cory Bean (6-5, 245, Sr., Hillsboro, OR)
RB 22	Kenneth Haynes (5-7, 175, Jr., Marin City, CA)	15	Adryan Allen (6-0, 215, Sr., Salem, OR)
FB 48	Dustin Risseeuw (6-3, 250, So., Willamina, OR)	44	Kyle Lavender (6-0, 230, Jr., Lake Oswego, OR)
WR 18	Tyrell Williams (6-3, 185, Fr., Salem, OR)	80	Michael Reeves (6-7, 215, So., Seattle, WA)
WR 5	Lucas Gonsalves (5-9, 175, So., Kailua, HI)	85	Royce Spencer (6-2, 195, Jr., Hercules, CA)
FL 4	Trevor Gates (5-9, 180, Sr., Hillsboro, OR)	88	Josh McFarland (6-3, 185, So., Centralia, WA)
TE 44	Kyle Lavender (6-0, 230, Jr., Lake Oswego, OR)	86	Scott Buche (6-5, 195, Sr., Myrtle Point, OR)
LT 54	Jason Slowey (6-5, 310, Jr., Medford, OR)	78	Bill Ellington (6-7, 260, Fr., Gilchrist, OR)
LG 75	Una Smiley (6-6, 320, Sr., Red Hill, HI)	60	Marcus Cuellar (6-5, 280, So., Independence, OR)
C 66	Paul Gutzman (6-3, 290, So., Grants Pass, OR)	52	Bryan Plasker (5-10, 270, Fr., Aloha, OR)
RG 71	Kevin Brockman (6-0, 330, Sr., Gaffney, S.C.)	51	John Domen (6-3, 265, Sr., Brea, CA)
RT 64	Dillon Neumann (6-5, 300, Jr., Aurora, OR)	78	Bill Ellington (6-7, 260, Fr., Gilchrist, OR)

WOU First Team Defense WOU Second Team Defense

LE 8	Gavin Drake (6-3, 265, Jr., Portland, OR)	47	Robert Young (6-0, 255, Jr., Clackamas, OR)
LT 91	Brian Walton (6-2, 260, Jr., Fruitland, ID)	94	Kraig Akins (6-2, 280, Fr., Springfield, OR)
RT 92	Gustave Benthin (6-2, 285, So., Nampa, ID)	98	Kenny Samama (6-3, 290, Jr., Petaluma, OR)
RE 97	Erik Hochhalter (6-5, 285, Sr., Salem, OR)	94	Levi Smith (6-4, 275, Sr., Hermiston, OR)
LB 41	King Manu (6-0, 220, Sr., Inglewood, CA)	35	Kirk Werhane (5-10, 215, So., Beaverton, OR)
LB 58	Devin Wells (6-2, 255, So., Beaverton, OR)	41	King Manu (6-0, 220, Sr., Inglewood, CA)
LB 30	Scotland Foss (6-3, 225, Jr., Albany, OR)	7	Kyley McCrae (5-9, 185, Sr., Keizer, OR)
LC 23	RJ Williams (6-1, 195, Jr., Salem, OR)	38	Booker Wells (6-2, 180, Fr., Salem, OR)
FS 25	Tanner Grover (6-1, 215, Sr., Palmer, AK)	27	Coulter Mastenbroek (6-0, 180, Fr., Scio, OR)
SS 3	Bryce Peila (6-1, 185, Jr., Central Point, OR)	20	Ben Merrill (6-0, 190, Sr., Salem, OR)
RC 2	Isaiah Buchanan (5-10, 175, Sr., Portland, OR)	14	Gerald Davis (5-10, 175, Sr., Tualatin, OR)

WOU Special Teams - First WOU Special Teams - Second

P 86	Scott Buche (6-5, 195, Sr., Myrtle Point, OR)	12	Cory Bean (6-5, 245, Sr., Hillsboro, OR)
K 21	Kelly Morgan (5-10, 160, Jr., Sherwood, OR)	3	Bryce Peila (6-1, 185, Jr., Central Point, OR)
H 13	Cody VonAppen (5-10, 200, Jr., Kailua, HI)	4	Trevor Gates (5-9, 180, Sr., Hillsboro, OR)
LS 58	Devin Wells (6-2, 255, So., Beaverton, OR)	6	D'Andre Spencer (6-0, 195, Sr., La Grande, OR)
PR 5	Lucas Gonsalves (5-9, 175, So., Kailua, HI)		
KR 15	Adryan Allen (6-0, 215, Sr., Salem, OR)		
KR 26	Trevor Roush (6-0, 185, So., Bothell, WA)		

2011 WOU Football Quick Facts

Football

Head Coach Arne Ferguson (Western Oregon '91)

Ferguson Career Record 43-28 (seventh season)

Ferguson WOU Record 43-28 (seventh season)

Ferguson GNAC Record 19-14 (three seasons)

Office Number (503) 838-8516

2010 Record 7-4

2010 GNAC Record 5-3

Starters Returning 5 offense, 8 defense

All-time Record 397-330

All-time GNAC Record 23-25

General

Location Monmouth, Oregon

Founded 1856

Enrollment 6,500

President Mark Weiss

Athletic Department

Nickname Wolves

School Colors Red and White

Conference GNAC

Affiliation/Region NCAA Division II/West Region

Athletic Director Daniel Hare

Website www.wouwolves.com

No	Name	Pos	Ht	Wt	Yr	Exp	Hometown/ Previous School
1	Dirk Dallas	WR	6-3	215	Sr.	3V	Lynden, WA (Western Washington)
2	Diamond Weaver	DB	5-9	185	Sr.	TR	Mobile, Ala. (Santa Rosa JC/Akron Univ.)
3	Jeremiah Maluia	DB	6-0	196	So.	1V	Compton, CA (Compton HS)
4	Lyndon Rowells	RB	5-10	200	Sr.	1V	Largo, FL (College of Redwoods/Midwestern St.)
5	Baba Jide Shinaba	RB	5-10	182	Jr.	1V	Victoria, B.C., Canada (University of Oregon)
6	Dorian Crawford	DB	6-1	170	Rf.	SQ	San Diego, CA (Scripps Ranch HS)
7	Kevin Miles	WR	5-8	172	Sr.	3V	Sacramento, CA (Del Campo HS)
8	AJ Castillo	WR	5-9	175	Jr.	JC	Kingsburg, CA (Fresno City JC)
8	Kevin Duley	OLB	6-0	220	Sr.	3V	Goleta, CA (Bishop Diego HS)
9	Jordan McGowan	DB	6-0	185	Sr.	1V	San Francisco, CA (Santa Rosa JC)
10	Victor Spencer	WR	5-10	170	Jr.	JC	Sacramento, CA (Sacramento City JC)
11	Guy Ricciardulli	DB	5-10	204	Sr.	3V	San Diego, CA (San Diego Mesa)
12	Chris Peterson	OLB	5-11	208	Jr.	2V	San Diego, CA (Helix HS)
13	Tommy Darcey	WR	6-0	185	Jr.	JC	San Diego, CA (Mt. SAC JC)
14	Zackary Gauthier	QB	6-0	190	Rf.	SQ	Saugus, CA (Saugus HS)
15	Kyle Morris	QB	6-1	164	So.	TR	Ukiah, CA (Idaho State)
16	Mike Proulx	QB	5-11	203	Sr.	3V	Castro Valley, CA (Castro Valley HS)
17	Alex Rump	QB	6-1	195	So.	JC	Colfax, CA (Sierra JC)
18	Chris Bolt	TE/QB	6-5	242	Sr.	TR	Lynden, WA (Western Washington)
19	Jamarie Sanders	DB	5-10	175	Fr.	HS	Savannah, GA (Madison HS)
20	Tanner Webb	DB	6-0	203	Jr.	2V	Bakersfield, CA (North Bakersfield HS)
21	JJ Latu	RB/WR	5-7	160	Fr.	HS	Long Beach, CA (Long Beach HS)
22	Ricky Sims	RB	5-10	216	Rf.	SQ	Petaluma, CA (Petaluma HS)
23	Matt Kaufman	DB	6-0	175	Rf.	SQ	Newark, CA (Irvington HS)
24	Corey Green	DB	5-10	179	Sr.	3V	Cerritos, CA (Gahr HS)
25	Mike Campana	RB	5-8	200	Jr.	JC	Mission Viejo, CA (Saddleback JC)
26	Patrick Gondkoff	WR	6-0	183	Jr.	2V	Pleasanton, CA (Amador Valley HS)
27	Kevin Cooper	DB	5-10	165	So.	1V	Oakland, CA (Bishop O'Dowed HS)
28	Donnie Lee	RB	5-7	175	Sr.	TR	Yorba Linda, CA (Azusa Pacific)
29	James Adams-Hurd	DB	6-1	195	So.	1V	Los Angeles, CA (John Burroughs HS)
30	Bryson Hodge	RB	5-9	210	Rf.	JC	Bakersfield, CA (College of the Sequoias)
31	Brian Blumberg	PK	5-6	166	Sr.	1V	Redondo Beach, CA (University of Hawaii)
32	Matt McWilliams	LB	5-11	215	So.	1V	Huntington Beach, CA (Fountain Valley HS)
33	Julius Evans	LB	5-11	228	So.	1V	San Diego, CA (Torrey Pines HS)
34	Jacob Kludjian	LB	5-11	215	Rf.	SQ	Granite Bay, CA (Granite Bay HS)
34/40	Jona Faraimo	LB	5-11	240	Sr.	1V	Sacramento, CA (Western High School)
36	Robert Keegan	LB	5-9	185	So.	1V	Santa Rosa, CA (Montgomery HS)
37	Connor Waggoner	LB	6-0	200	Rf.	SQ	Petaluma, CA (Casa Grande HS)
38	Ronnie Hicks	DB	5-11	165	Fr.	HS	Lemon Grove, CA (Mount Miguel HS)
39	Keir Abrams	FB	5-8	230	Fr.	HS	Oakland, CA (Berkeley HS)
40	Nick Kalpin	RB	6-0	205	Sr.	1V	Los Gatos, CA (Portland State)
41	Will Duka	FB	5-9	230	Jr.	2V	San Diego, CA (Eastlake HS)
42	Casey Sarvinski	LB	5-11	210	Sr.	1V	Ferndale, CA (College of the Redwoods)
43	Elliot Dole	DE	6-1	225	Jr.	JC	Irvine, CA (Saddleback JC)
44	Loren Gandy	OLB	6-2	225	So.	TR	El Dorado Hills, CA (Univ. of Oregon)
45	Brandon Kakitsuka	WR	6-0	175	Fr.	HS	Crescent City, CA (Del Norte HS)
46	Aaron Mosley	LB	6-2	205	Sr.	TR	Hesperia, CA (South Dakota)
47	Brendan Faubion	DE	6-1	250	Sr.	1V	Pleasanton, CA (College of the Siskiyous)
48	Matt Bruder	PK	5-7	152	So.	1V	Jamul, CA (Steel Canyon HS)
49	Jose Rios	DB	5-10	194	Sr.	JC	Rosemead, CA (LA Southwest JC)

No	Name	Pos	Ht	Wt	Yr	Exp	Hometown/ Previous School
50	Brandon Storer	LS	5-10	185	So.	1V	Redlands, CA (Redlands HS)
51	Mick Johnson	OL	6-3	277	Rf.	SQ	Reno, NV (Galena HS)
52	Brian Sampson	LB	6-0	237	Jr.	2V	Clovis, CA (San Joaquin HS)
53	Drew Shaw	OL	6-3	280	Sr.	3V	Encinitas, CA (La Costa Canyon HS)
54	Derrick Austin	OL	6-2	285	Rf.	SQ	Riverside, CA (Riverside Polytechnic)
55	Taylor Williams	OL	6-2	280	Jr.	JC	Fresno, CA (Fresno City JC)
56	Sean McDonald	DL	6-2	295	Jr.	1V	Kalama, WA (Western Washington)
57	Alex Markarian	DE	6-4	245	Fr.	HS	Chino Hills, CA (Reuben Ayala HS)
58	Kenny Headd	LB	6-3	230	Fr.	HS	Placerville, CA (El Dorado HS)
59	Nick Peterson	DE	6-3	220	Fr.	HS	Puyallup, WA (Emerald Ridge HS)
60	Zach Wermich	OL	6-2	250	Fr.	HS	Valencia, CA (Valencia HS)
61	John Hughes	OL	6-0	269	Sr.	1V	Redlands, CA (Western Washington)
62	Codey Heidebrecht	DE	6-3	265	Fr.	HS	Pleasanton, CA (Amador Valley HS)
63	Michael Fasnacht	OL	6-3	220	Fr.	HS	Long Beach, CA (Valley Christian HS)
64	Christopher Arevalo	DL	5-9	245	Jr.	2V	Oxnard, CA (St. Bonaventure HS)
65	Jonathon Rowe	OL	6-5	286	Fr.	HS	Rancho Cucamonga, CA (Chaffey HS)
66	David Kulp	OL	6-2	296	So.	1V	Lompoc, CA (Cabrillo HS)
67	Caelob Anderson	DT	6-1	275	So.	JC	San Diego, CA (San Diego Mesa JC)
68	Trevor Crain	DE	6-3	238	Fr.	HS	Plumas Lake, CA (Wheatland Union HS)
69	Matt Gorella	DE	6-2	235	Jr.	JC	Fowler, CA (Fresno City JC)
70	Jonathan West	OL	6-4	275	Rf.	SQ	Hesperia, CA (Hesperia HS)
71	Max Little	OL	6-5	260	Jr.	JC	San Clemente, CA (Saddleback JC)
72	Brett Frydendahl	OL	6-3	275	Jr.	2V	Corona, CA (Corona HS)
73	Derrick Murrietta	OL	6-5	290	Fr.	HS	Huntington Beach, CA (Huntington Beach HS)
74	Dylan Kinser	OL	6-3	290	Fr.	HS	Woodland, CA (Pioneer HS)
75	Braden Lyons	OL	6-5	280	Rf.	SQ	Sonoma, CA (Sonoma Valley HS)
76	Brandon Hribar	OL	6-7	310	Sr.	1V	Encinitas, CA (Palomar JC)
77	Jose Sanchez	DL	6-2	265	Fr.	HS	Coronado, CA (Coronado HS)
78/77	Andrew Iupati	DL	6-1	310	Sr.	1V	American Samoa (University of Oregon)
79	Nick Souza	OL	6-6	295	Jr.	JC	Nevada City, CA (Sierra JC)
80	Nick Williams	WR	5-10	160	Fr.	HS	Rocklin, CA (Rocklin HS)
81	David Munoz	WR	6-3	205	Jr.	TR	Fountain Valley, CA (University of Utah)
82	Alex Hiebert	TE	6-2	231	Jr.	2V	Redmond, WA (Mount Si HS)
83	Danny Donadio	WR/P	5-11	195	Jr.	JC	Agoura Hills, CA (College of the Redwoods)
84	Ryan Carden	TE	6-4	230	Fr.	HS	San Diego, CA (Scripps Ranch HS)
85	Deon Ford	WR	6-1	233	Jr.	TR	Fontana, CA (Washington State)
86	Neil Hofbauer	TE	6-2	210	Rf.	SQ	McKinleyville, CA (McKinleyville HS)
87	Brett Campbell	WR	5-9	162	So.	1V	Concord, CA (De La Salle HS)
88	Alec Simpson	TE	6-2	243	Fr.	HS	Bishop, CA (Bishop HS)
89	Fred Rosser	WR	6-0	190	Rf.	HS	Victorville, CA (Silverado High School)
90	Silas Sarvinski	DE	6-0	251	Rf.	SQ	Ferndale, CA (Ferndale HS)
91	Muhammed Williams	DE	6-2	265	Jr.	JC	Jacksonville, Fla. (San Diego Mesa JC)
92	Jonathan Wells	DE	6-4	242	Sr.	1V	Fremont, CA (Chabot JC)
95	Tonio Celotto	DL	6-3	325	Jr.	TR	Oakland, CA (University of Oregon)
97	Jonathan Bajet	DL	6-1	280	Fr.	HS	Chula Vista, CA (Otay Ranch HS)
98	Kelly Mitchell	DE	6-3	220	Fr.	HS	Oakland, CA (Oakland HS)
99	Chris Campbell	WR/P	5-10	170	Fr.	HS	Granite Bay, Calif. (Granite Bay HS)

Head Coach: Rob Smith (Quarterbacks)

Assistants: Eric Tripp, (Offensive Coordinator), Shay McClure (Defensive Coordinator), James Gravelle (Secondary/Special Teams), Chris Vicory (Offensive Line), Ken Ackerman (Tight Ends), Duane Manyweather (Defensive Line), Sergio Allen (Asst. Wide Receivers), Bobby Thomas (Running Backs), Jared Terrible (Defensive Line), Elzie Gatson (Cornerbacks), Chris Varela (Offensive Assistant)